

Genesee County DTR Account

Investment Report

As of March 31, 2026



M E E D E R

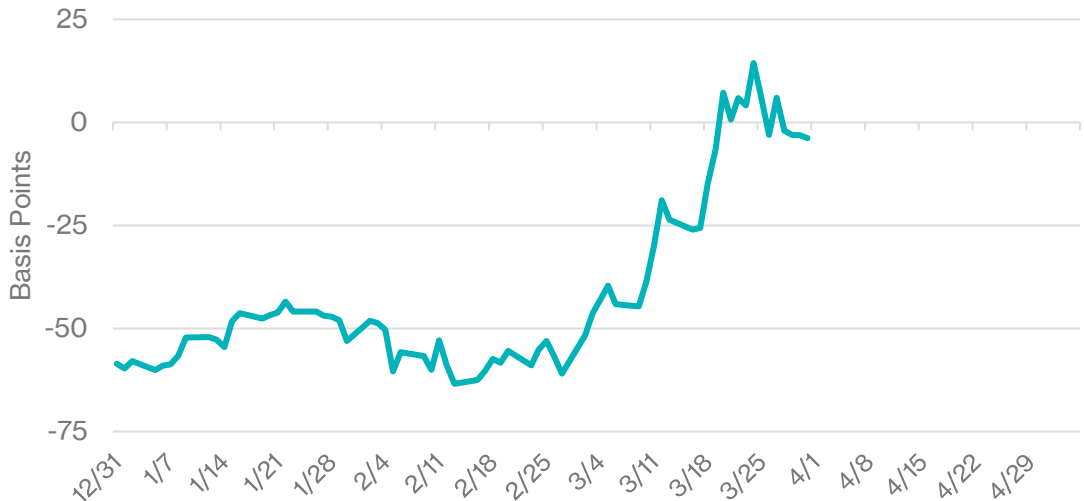
PUBLIC FUNDS

OBSERVATIONS AND EXPECTATIONS

- Interest rates were higher for March, generally due to increases of energy prices
- The Fed Funds futures market has been bouncing around, projecting no 2026 moves
- Economic growth for the fourth quarter of 2026 was revised lower to 0.7% from 1.4%
- Labor market data continue to show there's not much hiring or firing taking place
- The rate of change of inflation has slowed, but cumulative inflation is above average

- During most of February, the Fed Funds futures market was pricing in over two .25% Fed cuts this year.
- At the end of March, futures market data are projecting the Fed to be on hold this year.

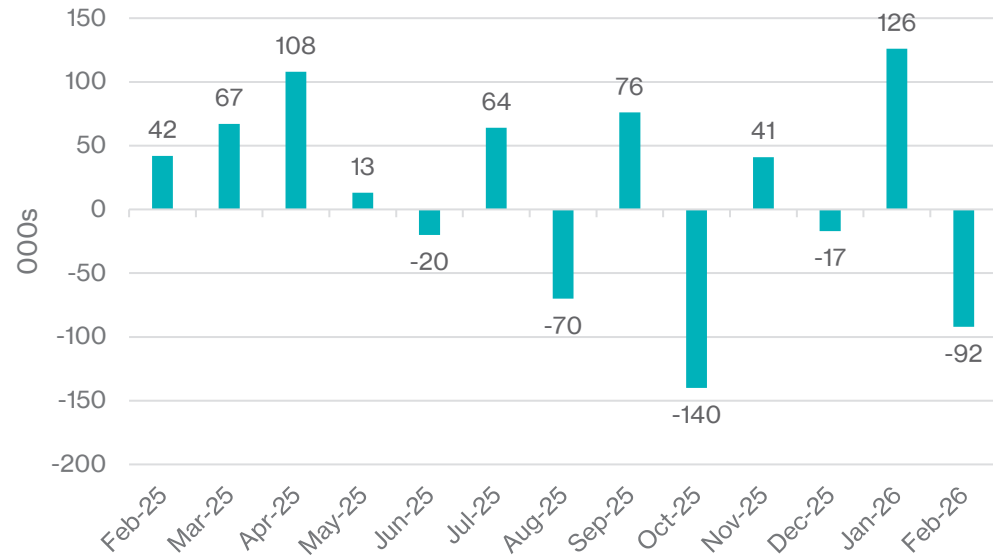
Projected Fed .25% Cuts/Hikes to Dec 2026



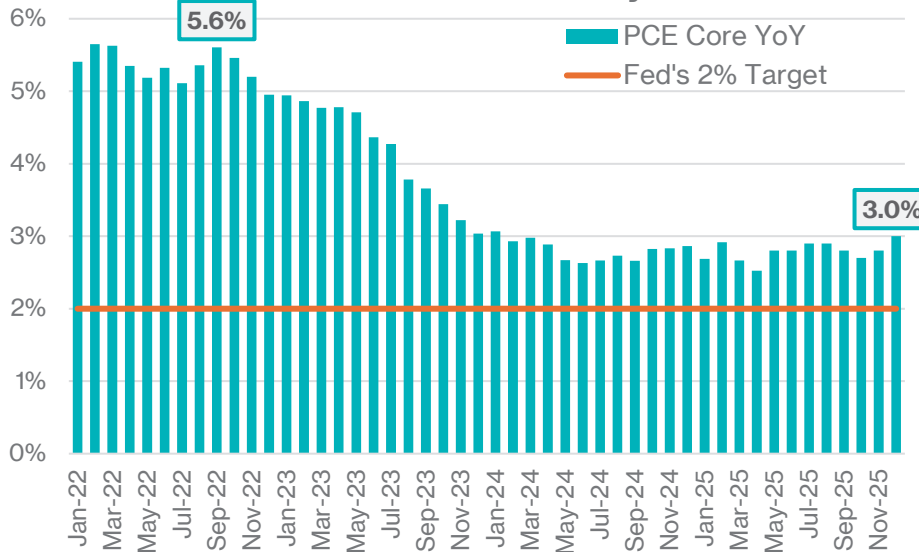
- Monthly nonfarm payrolls have alternated between negative and positive the past nine months.
- This is the highest string of consecutively contrasting job data on record.
- Many analysts and economists have stated we are experiencing a “no hire, no fire” job market.

SOURCE: BLOOMBERG,

Nonfarm Payrolls - MoM Change



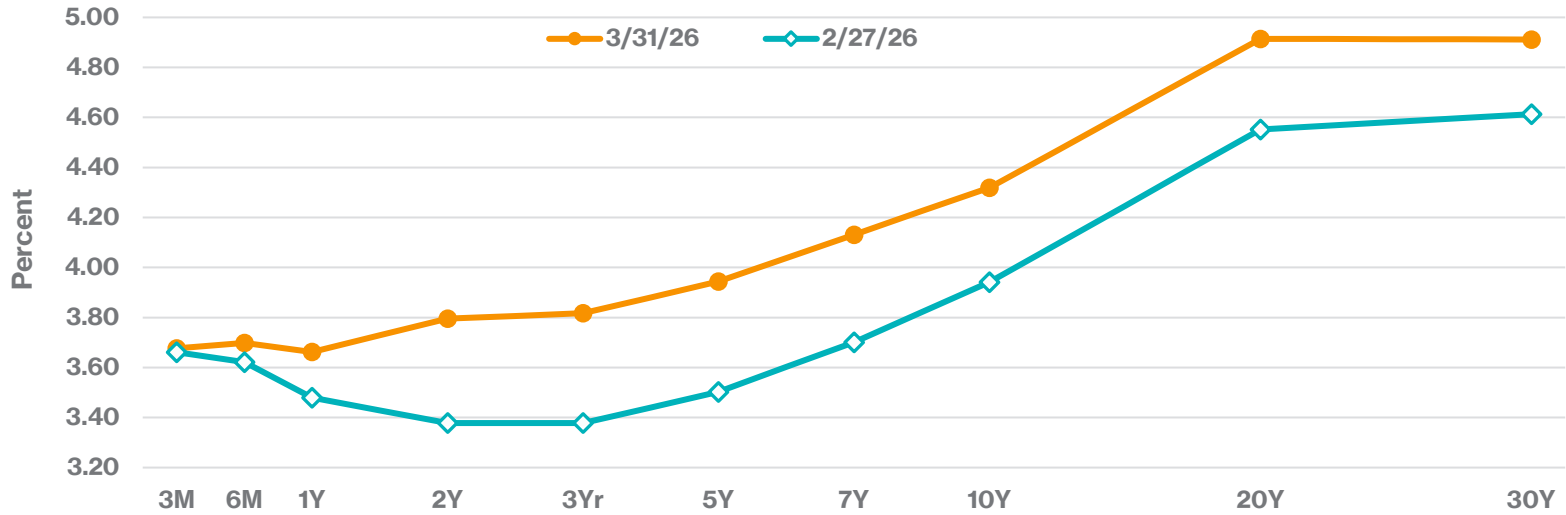
PCE Core Inflation Yoy



- The Consumer Price Index's YoY rate of change has slowed materially since the COVID year highs.
- The five-year cumulative change is up over 26%, which is well above a rolling 5-year average.
- U.S. consumers say their greatest financial concern right now is affordability, due to the accumulated inflation since the pandemic.

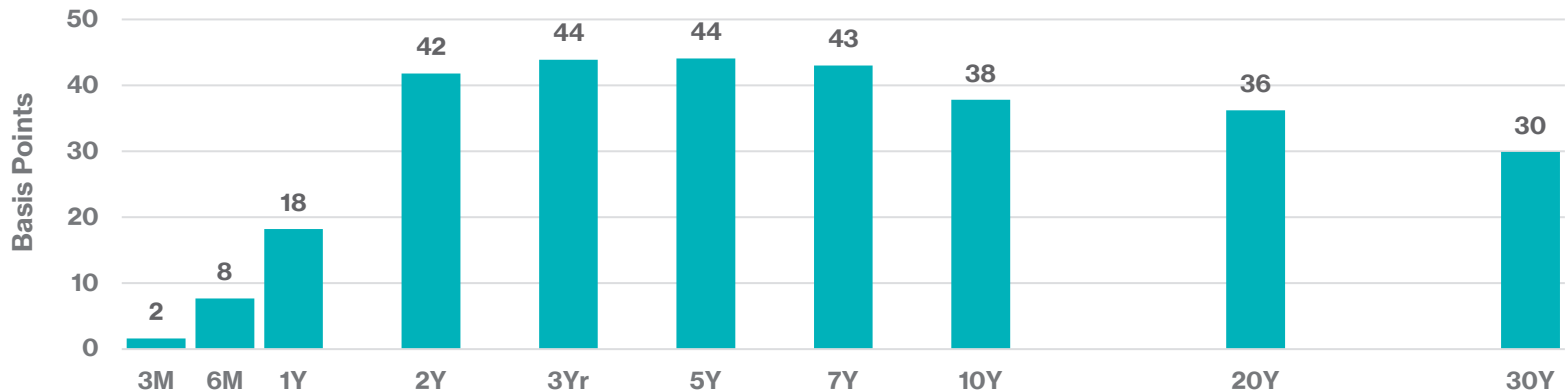
SOURCE: BLOOMBERG, *2026 YOY THROUGH FEB

U.S. Treasury Yield Curve Change



SOURCES: BLOOMBERG

Basis Point Change



SOURCES: BLOOMBERG

Contents

Portfolio Summary	6
Position Statement	7
Transaction Statement	11
Income/Dividend Received	12
Contribution/Withdrawals and Expenses	13
Projected Income	14

Portfolio Summary

3.96

Weighted Average Yield to Maturity

1.42

Weighted Average Maturity (Years)

1.35

Portfolio Effective Duration (Years)

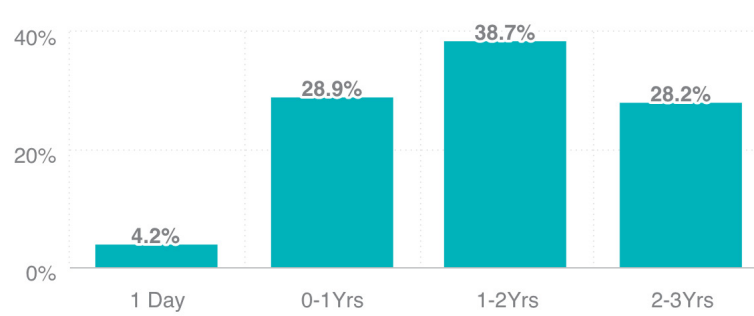
1.42

Weighted Average Life (Years)

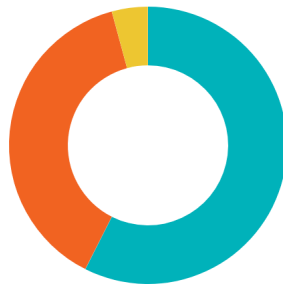
AA+

Average Credit Rating

Maturity Distribution



Sector Allocation



U.S. Treasuries	57.46%
U.S. Agencies	38.35%
Money Market Funds	4.19%

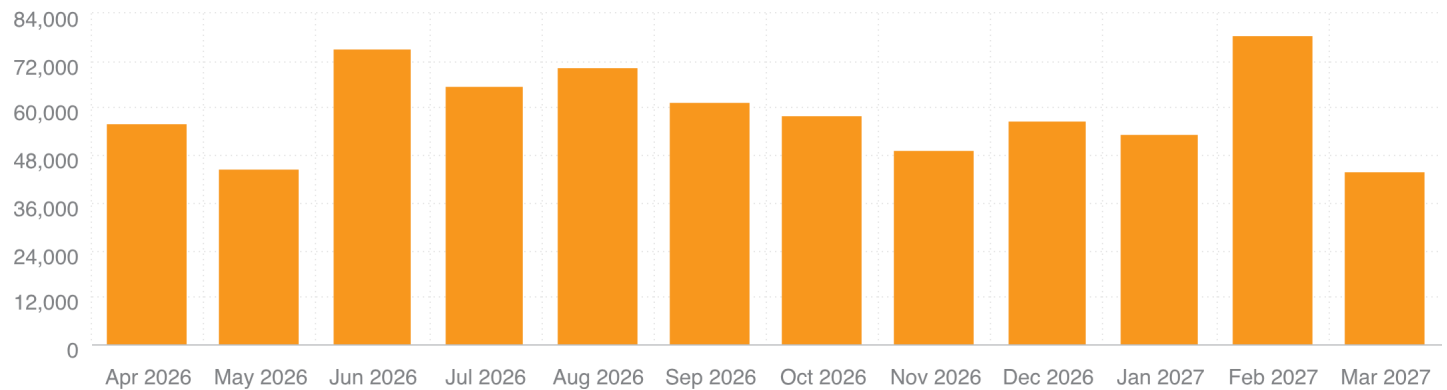


MEEDER
PUBLIC FUNDS

Custodial Reconciliation

	CURRENT MONTH
Beginning	20,545,962.14
Contributions/Withdrawals	0.00
Management Fees	(1,065.98)
Custodian Fees	(129.38)
Realized Gains Losses	38,955.22
Purchased Interest	0.00
Interest Received	55,306.54
ENDING	20,639,028.54

Projected Monthly Income Schedule





Position Statement

CUSIP	DESCRIPTION	TRADE DATE SETTLE DATE	PAR VALUE	PRINCIPAL COST PURCHASED INTEREST	TOTAL COST	YIELD TO MATURITY	MATURITY DATE	DAYS TO MATURITY	MARKET PRICE MARKET VALUE	UNREALIZED GAIN/LOSS BOOK VALUE	% OF MV	MOODY'S S&P RATING
GENESEE COUNTY												
BANK DEPOSITS												
00288CASH	ELGA CREDIT UNION SAVINGS	03/31/2026 03/31/2026	5.00	5.00 0.00	5.00	2.80		1	1.00 5.00	0.00 5.00	0.00	NA NA
00302CASH	SECURITY CREDIT UNION	03/31/2026 03/31/2026	15.01	15.01 0.00	15.01	4.43		1	1.00 15.01	0.00 15.01	0.00	NA NA
00294CASH	PNC BANK PREMIER BUSINESS MMT	03/31/2026 03/31/2026	52,789.68	52,789.68 0.00	52,789.68	1.51		1	1.00 52,789.68	0.00 52,789.68	0.11	NA NA
BANK DEPOSITS TOTAL			52,809.69	52,809.69 0.00	52,809.69	1.51		1	1.00 52,809.69	0.00 52,809.69	0.11	NA
LGIP												
00292CASH	MICHIGAN CLASS-DELQ TAX	03/31/2026 03/31/2026	25,579,070.70	25,579,070.70 0.00	25,579,070.70	3.74		1	1.00 25,579,070.70	0.00 25,579,070.70	54.57	NA
LGIP TOTAL			25,579,070.70	25,579,070.70 0.00	25,579,070.70	3.74		1	1.00 25,579,070.70	0.00 25,579,070.70	54.57	NA
MONEY MARKET FUNDS												
58510R580	MEEDER:GOVERNMENT MM:Y	03/31/2026 03/31/2026	868,049.56	868,049.56 0.00	868,049.56	3.55		1	1.00 868,049.56	0.00 868,049.56	1.85	AAA AAA
MONEY MARKET FUNDS TOTAL			868,049.56	868,049.56 0.00	868,049.56	3.55		1	1.00 868,049.56	0.00 868,049.56	1.85	AAA
U.S. TREASURIES												
91282CHB0	US TREASURY 3.625 05/15/26	04/03/2025 04/04/2025	225,000.00	224,235.35 0.00	224,235.35	3.94	05/15/2026	45	99.98 224,956.06	720.71 224,235.35	0.48	Aa1 AA+
91282CHM6	US TREASURY 4.500 07/15/26	04/03/2025 04/04/2025	200,000.00	201,554.69 0.00	201,554.69	3.87	07/15/2026	106	100.21 200,414.06	(1,140.63) 201,554.69	0.43	Aa1 AA+
9128282A7	US TREASURY 1.500 08/15/26	04/01/2025 04/02/2025	100,000.00	96,765.62 0.00	96,765.62	3.94	08/15/2026	137	99.15 99,148.44	2,382.82 96,765.62	0.21	Aa1 AA+
91282CHU8	US TREASURY 4.375 08/15/26	08/11/2023 08/15/2023	400,000.00	398,109.38 0.00	398,109.38	4.55	08/15/2026	137	100.21 400,843.75	2,734.37 398,109.38	0.86	Aa1 AA+
91282CHY0	US TREASURY 4.625 09/15/26	09/19/2023 09/20/2023	275,000.00	273,775.39 0.00	273,775.39	4.79	09/15/2026	168	100.39 276,084.96	2,309.57 273,775.39	0.59	Aa1 AA+
91282CJC6	US TREASURY 4.625 10/15/26	10/27/2023 10/30/2023	350,000.00	347,771.48 0.00	347,771.48	4.86	10/15/2026	198	100.45 351,585.94	3,814.46 347,771.48	0.75	Aa1 AA+
91282CDG3	US TREASURY 1.125 10/31/26	04/01/2025 04/02/2025	150,000.00	143,648.44 0.00	143,648.44	3.92	10/31/2026	214	98.47 147,708.98	4,060.54 143,648.44	0.32	Aa1 AA+
91282CJP7	US TREASURY 4.375 12/15/26	01/11/2024 01/12/2024	200,000.00	201,507.81 0.00	201,507.81	4.10	12/15/2026	259	100.42 200,843.75	(664.06) 201,507.81	0.43	Aa1 AA+
91282CJT9	US TREASURY 4.000 01/15/27	04/01/2025 04/02/2025	325,000.00	325,558.59 0.00	325,558.59	3.90	01/15/2027	290	100.20 325,634.77	76.18 325,558.59	0.69	Aa1 AA+
91282CJT9	US TREASURY 4.000 01/15/27	04/29/2024 04/30/2024	165,000.00	161,467.97 0.00	161,467.97	4.85	01/15/2027	290	100.20 165,322.27	3,854.30 161,467.97	0.35	Aa1 AA+



Position Statement

CUSIP	DESCRIPTION	TRADE DATE SETTLE DATE	PAR VALUE	PRINCIPAL COST PURCHASED INTEREST	TOTAL COST	YIELD TO MATURITY	MATURITY DATE	DAYS TO MATURITY	MARKET PRICE MARKET VALUE	UNREALIZED GAIN/LOSS BOOK VALUE	% OF MV	MOODY'S S&P RATING
912828V98	US TREASURY 2.250 02/15/27	04/01/2025 04/02/2025	250,000.00	242,646.48 0.00	242,646.48	3.89	02/15/2027	321	98.71 246,777.35	4,130.87 242,646.48	0.53	Aa1 AA+
912828X88	US TREASURY 2.375 05/15/27	04/01/2025 04/02/2025	425,000.00	412,133.79 0.00	412,133.79	3.88	05/15/2027	410	98.43 418,326.17	6,192.38 412,133.79	0.89	Aa1 AA+
91282CFB2	US TREASURY 2.750 07/31/27	04/01/2025 04/02/2025	375,000.00	365,742.19 0.00	365,742.19	3.87	07/31/2027	487	98.61 369,770.51	4,028.32 365,742.19	0.79	Aa1 AA+
9128282R0	US TREASURY 2.250 08/15/27	04/01/2025 04/02/2025	400,000.00	385,562.50 0.00	385,562.50	3.86	08/15/2027	502	97.89 391,562.50	6,000.00 385,562.50	0.84	Aa1 AA+
91282CLG4	US TREASURY 3.750 08/15/27	08/29/2024 08/30/2024	260,000.00	259,949.22 0.00	259,949.22	3.76	08/15/2027	502	99.88 259,685.16	(264.06) 259,949.22	0.55	Aa1 AA+
91282CLL3	US TREASURY 3.375 09/15/27	03/31/2025 04/01/2025	400,000.00	395,000.00 0.00	395,000.00	3.91	09/15/2027	533	99.35 397,406.25	2,406.25 395,000.00	0.85	Aa1 AA+
91282CLQ2	US TREASURY 3.875 10/15/27	10/30/2024 10/31/2024	235,000.00	233,623.05 0.00	233,623.05	4.09	10/15/2027	563	100.07 235,156.05	1,533.00 233,623.05	0.50	Aa1 AA+
9128283F5	US TREASURY 2.250 11/15/27	04/01/2025 04/02/2025	400,000.00	384,109.38 0.00	384,109.38	3.86	11/15/2027	594	97.52 390,078.12	5,968.74 384,109.38	0.83	Aa1 AA+
9128283F5	US TREASURY 2.250 11/15/27	12/09/2024 12/10/2024	275,000.00	261,142.58 0.00	261,142.58	4.09	11/15/2027	594	97.52 268,178.71	7,036.13 261,142.58	0.57	Aa1 AA+
91282CMB4	US TREASURY 4.000 12/15/27	12/23/2024 12/24/2024	285,000.00	282,239.06 0.00	282,239.06	4.35	12/15/2027	624	100.27 285,779.30	3,540.24 282,239.06	0.61	Aa1 AA+
91282CMF5	US TREASURY 4.250 01/15/28	01/14/2025 01/16/2025	200,000.00	198,796.88 0.00	198,796.88	4.47	01/15/2028	655	100.71 201,421.88	2,625.00 198,796.88	0.43	Aa1 AA+
91282CGH8	US TREASURY 3.500 01/31/28	04/01/2025 04/02/2025	475,000.00	470,565.43 0.00	470,565.43	3.85	01/31/2028	671	99.44 472,328.13	1,762.70 470,565.43	1.01	Aa1 AA+
91282CMN8	US TREASURY 4.250 02/15/28	02/19/2025 02/20/2025	250,000.00	249,707.03 0.00	249,707.03	4.29	02/15/2028	686	100.77 251,933.60	2,226.57 249,707.03	0.54	Aa1 AA+
91282CHE4	US TREASURY 3.625 05/31/28	06/18/2025 06/20/2025	750,000.00	744,814.45 0.00	744,814.45	3.88	05/31/2028	792	99.61 747,070.31	2,255.86 744,814.45	1.59	Aa1 AA+
91282CNH0	US TREASURY 3.875 06/15/28	07/18/2025 07/21/2025	725,000.00	725,962.89 0.00	725,962.89	3.83	06/15/2028	807	100.15 726,076.18	113.29 725,962.89	1.55	Aa1 AA+
91282CNM9	US TREASURY 3.875 07/15/28	08/19/2025 08/20/2025	635,000.00	637,728.52 0.00	637,728.52	3.72	07/15/2028	837	100.13 635,793.75	(1,934.77) 637,728.52	1.36	Aa1 AA+
91282CNU1	US TREASURY 3.625 08/15/28	09/17/2025 09/18/2025	550,000.00	551,310.55 0.00	551,310.55	3.54	08/15/2028	868	99.58 547,679.69	(3,630.86) 551,310.55	1.17	Aa1 AA+
91282CNY3	US TREASURY 3.375 09/15/28	10/30/2025 10/31/2025	525,000.00	521,616.21 0.00	521,616.21	3.61	09/15/2028	899	98.97 519,585.94	(2,030.27) 521,616.21	1.11	Aa1 AA+
91282CPC9	US TREASURY 3.500 10/15/28	12/15/2025 12/16/2025	425,000.00	424,302.74 2,533.65	426,836.39	3.56	10/15/2028	929	99.23 421,746.09	(2,556.65) 424,302.74	0.90	Aa1 AA+
91282CPK1	US TREASURY 3.500 11/15/28	12/15/2025 12/16/2025	425,000.00	424,252.93 1,273.83	425,526.76	3.56	11/15/2028	960	99.20 421,580.08	(2,672.85) 424,252.93	0.90	Aa1 AA+
91282CPT2	US TREASURY 3.500 01/15/29	01/30/2026 02/02/2026	575,000.00	573,225.58 1,000.69	574,226.27	3.61	01/15/2029	1,021	99.16 570,148.44	(3,077.14) 573,225.58	1.22	Aa1 AA+
91282CQA2	US TREASURY 3.500 02/15/29	02/18/2026 02/19/2026	750,000.00	750,292.97 290.06	750,583.03	3.49	02/15/2029	1,052	99.14 743,554.69	(6,738.28) 750,292.97	1.59	Aa1 AA+
U.S. TREASURIES TOTAL			11,980,000.00	11,869,119.15 5,098.23	11,874,217.38	3.91		634	99.46 11,914,181.85	45,062.70 11,869,119.15	25.42	AA+



Position Statement

CUSIP	DESCRIPTION	TRADE DATE SETTLE DATE	PAR VALUE	PRINCIPAL COST PURCHASED INTEREST	TOTAL COST	YIELD TO MATURITY	MATURITY DATE	DAYS TO MATURITY	MARKET PRICE MARKET VALUE	UNREALIZED GAIN/LOSS BOOK VALUE	% OF MV	MOODY'S S&P RATING
U.S. AGENCIES												
3133EPFT7	FED FARM CR BNKS 3.750 04/13/26	05/23/2023 05/24/2023	550,000.00	543,577.10 0.00	543,577.10	4.18	04/13/2026	13	99.99 549,967.00	6,389.90 543,577.10	1.17	Aa1 AA+
3133EPKX2	FED FARM CR BNKS 4.000 05/26/26	05/22/2023 05/26/2023	250,000.00	249,323.75 0.00	249,323.75	4.10	05/26/2026	56	100.03 250,065.00	741.25 249,323.75	0.53	Aa1 AA+
3130AN4T4	FHLBANKS 0.875 06/12/26	04/03/2025 04/04/2025	175,000.00	168,796.43 0.00	168,796.43	3.96	06/12/2026	73	99.43 174,004.25	5,207.82 168,796.43	0.37	Aa1 AA+
31422X4C3	FARMER MAC 4.320 06/12/26 MTN	06/20/2023 06/20/2023	325,000.00	325,000.00 0.00	325,000.00	4.32	06/12/2026	73	100.05 325,175.50	175.50 325,000.00	0.69	NA NA
3133EPQC2	FED FARM CR BNKS 4.625 07/17/26	07/20/2023 07/21/2023	300,000.00	300,567.00 0.00	300,567.00	4.56	07/17/2026	108	100.22 300,663.00	96.00 300,567.00	0.64	Aa1 AA+
3135GOQ22	FANNIE MAE 1.875 09/24/26	04/01/2025 04/02/2025	225,000.00	218,423.25 0.00	218,423.25	3.93	09/24/2026	177	99.11 223,004.25	4,581.00 218,423.25	0.48	Aa1 AA+
3130AXU63	FHLBANKS 4.625 11/17/26	12/28/2023 12/29/2023	275,000.00	279,179.73 0.00	279,179.73	4.06	11/17/2026	231	100.49 276,344.75	(2,834.98) 279,179.73	0.59	Aa1 AA+
3130APPS8	FHLBANKS 2.100 11/23/26	04/03/2025 04/04/2025	200,000.00	194,595.18 0.00	194,595.18	3.82	11/23/2026	237	98.84 197,686.00	3,090.82 194,595.18	0.42	Aa1 AA+
3133ELCU6	FED FARM CR BNKS 1.780 12/09/26	04/09/2025 04/10/2025	155,000.00	149,308.86 0.00	149,308.86	4.08	12/09/2026	253	98.59 152,819.15	3,510.29 149,308.86	0.33	Aa1 AA+
3130APY33	FHLBANKS 1.900 12/14/26	03/31/2025 04/01/2025	145,000.00	140,106.25 0.00	140,106.25	3.97	12/14/2026	258	98.64 143,028.00	2,921.75 140,106.25	0.31	Aa1 AA+
3133EP2T1	FED FARM CR BNKS 4.125 02/12/27	02/20/2024 02/22/2024	250,000.00	248,112.50 0.00	248,112.50	4.40	02/12/2027	318	100.24 250,602.50	2,490.00 248,112.50	0.53	Aa1 AA+
3130B5K64	FHLBANKS 4.000 03/10/27	04/01/2025 04/02/2025	225,000.00	225,461.39 0.00	225,461.39	3.89	03/10/2027	344	100.22 225,488.25	26.86 225,461.39	0.48	Aa1 AA+
3130AVBC5	FHLBANKS 4.500 03/12/27	03/27/2024 03/28/2024	275,000.00	275,566.50 0.00	275,566.50	4.42	03/12/2027	346	100.69 276,905.75	1,339.25 275,566.50	0.59	Aa1 AA+
3133ETBV8	FED FARM CR BNKS 3.875 04/07/27	04/01/2025 04/02/2025	400,000.00	399,850.36 0.00	399,850.36	3.89	04/07/2027	372	100.08 400,336.00	485.64 399,850.36	0.85	Aa1 AA+
3133ERGF2	FED FARM CR BNKS 4.750 04/30/27	05/30/2024 05/31/2024	265,000.00	264,626.35 0.00	264,626.35	4.80	04/30/2027	395	100.90 267,371.75	2,745.40 264,626.35	0.57	Aa1 AA+
31424WJL7	FARMER MAC 4.550 05/21/27 MTN	06/18/2024 06/20/2024	235,000.00	235,070.50 0.00	235,070.50	4.54	05/21/2027	416	100.62 236,459.35	1,388.85 235,070.50	0.50	NA NA
3130AS7J2	FHLBANKS 3.200 06/10/27	07/19/2024 07/22/2024	300,000.00	290,718.00 0.00	290,718.00	4.35	06/10/2027	436	99.17 297,516.00	6,798.00 290,718.00	0.63	Aa1 AA+
3130AWBZ2	FHLBANKS 4.125 06/11/27	03/31/2025 04/01/2025	375,000.00	376,405.13 0.00	376,405.13	3.94	06/11/2027	437	100.27 375,993.75	(411.38) 376,405.13	0.80	Aa1 AA+
3133ERKM2	FED FARM CR BNKS 4.500 07/08/27	07/30/2024 07/31/2024	300,000.00	302,289.00 0.00	302,289.00	4.22	07/08/2027	464	100.68 302,037.00	(252.00) 302,289.00	0.64	Aa1 AA+
31424WNP3	FARMER MAC 3.625 09/13/27 MTN	09/17/2024 09/18/2024	250,000.00	250,717.50 0.00	250,717.50	3.52	09/13/2027	531	99.50 248,742.50	(1,975.00) 250,717.50	0.53	NA NA
3135G05Y5	FANNIE MAE 0.750 10/08/27	03/31/2025 04/01/2025	425,000.00	393,014.50 0.00	393,014.50	3.92	10/08/2027	556	95.47 405,747.50	12,733.00 393,014.50	0.87	Aa1 AA+
3133ERJ51	FED FARM CR BNKS 4.125 12/10/27	04/02/2025 04/03/2025	330,000.00	331,915.32 0.00	331,915.32	3.89	12/10/2027	619	100.45 331,485.00	(430.32) 331,915.32	0.71	Aa1 AA+



Position Statement

CUSIP	DESCRIPTION	TRADE DATE SETTLE DATE	PAR VALUE	PRINCIPAL COST PURCHASED INTEREST	TOTAL COST	YIELD TO MATURITY	MATURITY DATE	DAYS TO MATURITY	MARKET PRICE MARKET VALUE	UNREALIZED GAIN/LOSS BOOK VALUE	% OF MV	MOODY'S S&P RATING
3133ER4Q1	FED FARM CR BNKS 4.250 02/24/28	04/01/2025 04/02/2025	475,000.00	479,816.50 0.00	479,816.50	3.88	02/24/2028	695	100.70 478,339.25	(1,477.25) 479,816.50	1.02	Aa1 AA+
3133ER5X5	FED FARM CR BNKS 3.875 03/07/28	04/01/2025 04/02/2025	745,000.00	744,553.00 0.00	744,553.00	3.90	03/07/2028	707	100.01 745,052.15	499.15 744,553.00	1.59	Aa1 AA+
3130ALZZO	FHLBANKS 2.000 04/28/28	05/15/2025 05/16/2025	275,000.00	259,825.23 0.00	259,825.23	4.00	04/28/2028	759	95.97 263,914.75	4,089.52 259,825.23	0.56	Aa1 AA+
3135GA6C0	FANNIE MAE 1.000 12/14/28 '26	12/29/2025 12/30/2025	275,000.00	255,040.50 122.22	255,162.72	3.61	12/14/2028	989	92.33 253,893.75	(1,146.75) 255,040.50	0.54	Aa1 AA+
U.S. AGENCIES TOTAL			8,000,000.00	7,901,859.83 122.22	7,901,982.05	4.07		406	99.44 7,952,642.15	50,782.32 7,901,859.83	16.97	AA+
CERTIFICATE OF DEPOSITS												
0001167CD	Security CU CD 4.43 10/18/2026 4.43% 10/18/2026	03/31/2026 03/31/2026	2,207.65	2,207.65 0.00	2,207.65	4.43	10/18/2026	201	100.00 2,207.65	0.00 2,207.65	0.00	NA NA
0001167CD	Security CU CD 4.43 10/18/2026 4.43% 10/18/2026	10/18/2025 10/18/2025	250,000.00	250,000.00 0.00	250,000.00	4.43	10/18/2026	201	100.00 250,000.00	0.00 250,000.00	0.53	NA NA
0001193CD	ELGA CREDIT UNION 2.80% 01/3/2027	03/31/2026 03/31/2026	1,889.04	1,889.04 0.00	1,889.04	2.80	01/03/2027	278	100.00 1,889.04	0.00 1,889.04	0.00	NA NA
0001193CD	ELGA CREDIT UNION 2.80% 01/3/2027	01/03/2026 01/03/2026	250,000.00	250,000.00 0.00	250,000.00	2.80	01/03/2027	278	100.00 250,000.00	0.00 250,000.00	0.53	NA NA
CERTIFICATE OF DEPOSITS TOTAL			504,096.69	504,096.69 0.00	504,096.69	3.62		239	100.00 504,096.69	0.00 504,096.69	1.08	NA
GENESEE COUNTY TOTAL			46,984,026.64	46,775,005.62 5,220.45	46,780,226.07	3.83		233	46,870,850.64	95,845.02 46,775,005.62	100.00	AA+
GRAND TOTAL			46,984,026.64	46,775,005.62 5,220.45	46,780,226.07	3.83		233	46,870,850.64	95,845.02 46,775,005.62	100.00	AA+



Transaction Statement

GENESEE COUNTY									
	TRADE DATE	SETTLE DATE	CUSIP	DESCRIPTION	PAR VALUE	PRINCIPAL COST	PURCHASED INTEREST	TOTAL	PURCHASE YIELD
BUY									
	03/31/2026	03/31/2026	0001193CD	ELGA CREDIT UNION 2.80% 01/3/2027	1,889.04	1,889.04	0.00	(1,889.04)	2.78
	03/31/2026	03/31/2026	0001167CD	Security CU CD 4.43 10/18/2026 4.43% 10/18/2026	2,207.65	2,207.65	0.00	(2,207.65)	4.34
BUY TOTAL					4,096.69	4,096.69	0.00	(4,096.69)	3.62

	TRADE DATE	SETTLE DATE	CUSIP	DESCRIPTION	PAR VALUE	BOOK VALUE	TOTAL	NET REALIZED GAIN/LOSS
MATURITY								
	03/19/2026	03/19/2026	912797PV3	UNITED STATES TREASURY 0.0 03/19/2026	(475,000.00)	458,204.78	475,000.00	16,795.22
	03/30/2026	03/30/2026	3130ALNT7	FEDERAL HOME LOAN BANKS 0.98 03/30/2026	(250,000.00)	227,840.00	250,000.00	22,160.00
MATURITY TOTAL					(725,000.00)	686,044.78	725,000.00	38,955.22

Income/Dividend Received

IDENTIFIER	DESCRIPTION	PAYMENT DATE	POST DATE	INTEREST/DIVIDENDS RECEIVED
OUTSIDE HOLDINGS				
00292CASH	MICHIGAN CLASS-DELQ TAX	03/31/2026	03/31/2026	72,500.08
OUTSIDE HOLDINGS - TOTAL				72,500.08
IDENTIFIER	DESCRIPTION	PAYMENT DATE	POST DATE	INTEREST/DIVIDENDS RECEIVED
US BANK				
31846V567	FIRST AMER:GVT OBLG;Z	02/28/2026	03/02/2026	109.93
58510R580	MEEDER:GOVERNMENT MM;Y	02/28/2026	03/02/2026	240.34
3133ER5X5	FED FARM CR BNKS 3.875 03/07/28	03/07/2026	03/09/2026	14,434.38
3130B5K64	FHLBANKS 4.000 03/10/27	03/10/2026	03/10/2026	4,500.00
3130AVBC5	FHLBANKS 4.500 03/12/27	03/12/2026	03/12/2026	6,187.50
31424WNP3	FARMER MAC 3.625 09/13/27 MTN	03/13/2026	03/13/2026	4,531.25
91282CHY0	US TREASURY 4.625 09/15/26	03/15/2026	03/16/2026	6,359.38
91282CLL3	US TREASURY 3.375 09/15/27	03/15/2026	03/16/2026	6,750.00
91282CNY3	US TREASURY 3.375 09/15/28	03/15/2026	03/16/2026	8,859.38
3135G0Q22	FANNIE MAE 1.875 09/24/26	03/24/2026	03/24/2026	2,109.38
3130ALNT7	FEDERAL HOME LOAN BANKS 0.98 03/30/2026	03/30/2026	03/30/2026	1,225.00
US BANK - TOTAL				55,306.54
TOTAL				127,806.62

Contribution/Withdrawals and Expenses

	POST DATE	PAR VALUE	TOTAL
GENESEE COUNTY			
CUSTODY FEE			
	03/25/2026	(129.38)	(129.38)
CUSTODY FEE TOTAL		(129.38)	(129.38)
MANAGEMENT FEE			
	03/30/2026	(1,065.98)	(1,065.98)
MANAGEMENT FEE TOTAL		(1,065.98)	(1,065.98)

Projected Income

For the Period April 01, 2026 to March 31, 2027

CUSIP	DESCRIPTION	POST DATE	AMOUNT
3133ETBV8	FED FARM CR BNKS 3.875 04/07/27	04/07/2026	7,750.00
3135G05Y5	FANNIE MAE 0.750 10/08/27	04/08/2026	1,593.75
3133EPFT7	FEDERAL FARM CREDIT BANKS FUNDING CORP 3.75 04/13/2026	04/13/2026	10,312.50
3133EPFT7	FEDERAL FARM CREDIT BANKS FUNDING CORP 3.75 04/13/2026	04/13/2026	6,422.90
91282CPC9	US TREASURY 3.500 10/15/28	04/15/2026	7,437.50
91282CLQ2	US TREASURY 3.875 10/15/27	04/15/2026	4,553.13
91282CJC6	US TREASURY 4.625 10/15/26	04/15/2026	8,093.75
3130ALZZ0	FHLBANKS 2.000 04/28/28	04/28/2026	2,750.00
3133ERGF2	FED FARM CR BNKS 4.750 04/30/27	04/30/2026	6,293.75
91282CDG3	US TREASURY 1.125 10/31/26	04/30/2026	843.75
APR 2026 TOTAL			56,051.03
9128283F5	US TREASURY 2.250 11/15/27	05/15/2026	7,593.75
91282CHB0	US TREASURY 3.625 05/15/26	05/15/2026	4,078.13
91282CHB0	US TREASURY 3.625 05/15/26	05/15/2026	764.65
912828X88	US TREASURY 2.375 05/15/27	05/15/2026	5,046.88
91282CPK1	US TREASURY 3.500 11/15/28	05/15/2026	7,437.50
3130AXU63	FHLBANKS 4.625 11/17/26	05/18/2026	6,359.38
31424WJL7	FARMER MAC 4.550 05/21/27 MTN	05/21/2026	5,346.25
3133EPKX2	FED FARM CR BNKS 4.000 05/26/26	05/26/2026	676.25
3130APPS8	FHLBANKS 2.100 11/23/26	05/26/2026	2,100.00
3133EPKX2	FED FARM CR BNKS 4.000 05/26/26	05/26/2026	5,000.00
MAY 2026 TOTAL			44,402.78
91282CHE4	US TREASURY 3.625 05/31/28	06/01/2026	13,593.75
3133ELCU6	FED FARM CR BNKS 1.780 12/09/26	06/09/2026	1,379.50
3130AS7J2	FHLBANKS 3.200 06/10/27	06/10/2026	4,800.00
3133ERJ51	FED FARM CR BNKS 4.125 12/10/27	06/10/2026	6,806.25
3130AWBZ2	FHLBANKS 4.125 06/11/27	06/11/2026	7,734.38
3130AN4T4	FHLBANKS 0.875 06/12/26	06/12/2026	6,203.57

Projected Income

For the Period April 01, 2026 to March 31, 2027

CUSIP	DESCRIPTION	POST DATE	AMOUNT
3130AN4T4	FHLBANKS 0.875 06/12/26	06/12/2026	765.63
31422X4C3	FARMER MAC 4.320 06/12/26 MTN	06/12/2026	7,020.00
3135GA6C0	FANNIE MAE 1.000 12/14/28 '26	06/15/2026	1,375.00
91282CMB4	US TREASURY 4.000 12/15/27	06/15/2026	5,700.00
3130APY33	FHLBANKS 1.900 12/14/26	06/15/2026	1,377.50
91282CNH0	US TREASURY 3.875 06/15/28	06/15/2026	14,046.88
91282CJP7	US TREASURY 4.375 12/15/26	06/15/2026	4,375.00
JUN 2026 TOTAL			75,177.45
3133ERKM2	FED FARM CR BNKS 4.500 07/08/27	07/08/2026	6,750.00
91282CNM9	US TREASURY 3.875 07/15/28	07/15/2026	12,303.13
91282CMF5	US TREASURY 4.250 01/15/28	07/15/2026	4,250.00
91282CJT9	US TREASURY 4.000 01/15/27	07/15/2026	9,800.00
91282CHM6	US TREASURY 4.500 07/15/26	07/15/2026	(1,554.69)
91282CPT2	US TREASURY 3.500 01/15/29	07/15/2026	10,062.50
91282CHM6	US TREASURY 4.500 07/15/26	07/15/2026	4,500.00
3133EPQC2	FED FARM CR BNKS 4.625 07/17/26	07/17/2026	(567.00)
3133EPQC2	FED FARM CR BNKS 4.625 07/17/26	07/17/2026	6,937.50
91282CGH8	US TREASURY 3.500 01/31/28	07/31/2026	8,312.50
91282CFB2	US TREASURY 2.750 07/31/27	07/31/2026	5,156.25
JUL 2026 TOTAL			65,950.19
3133EP2T1	FED FARM CR BNKS 4.125 02/12/27	08/12/2026	5,156.25
91282CHU8	US TREASURY 4.375 08/15/26	08/15/2026	1,890.62
9128282A7	US TREASURY 1.500 08/15/26	08/15/2026	3,234.38
912828V98	US TREASURY 2.250 02/15/27	08/17/2026	2,812.50
9128282A7	US TREASURY 1.500 08/15/26	08/17/2026	750.00
91282CLG4	US TREASURY 3.750 08/15/27	08/17/2026	4,875.00
91282CNU1	US TREASURY 3.625 08/15/28	08/17/2026	9,968.75
9128282R0	US TREASURY 2.250 08/15/27	08/17/2026	4,500.00

Projected Income

For the Period April 01, 2026 to March 31, 2027

CUSIP	DESCRIPTION	POST DATE	AMOUNT
91282CHU8	US TREASURY 4.375 08/15/26	08/17/2026	8,750.00
91282CQA2	US TREASURY 3.500 02/15/29	08/17/2026	13,125.00
91282CMN8	US TREASURY 4.250 02/15/28	08/17/2026	5,312.50
3133ER4Q1	FED FARM CR BNKS 4.250 02/24/28	08/24/2026	10,093.75
AUG 2026 TOTAL			70,468.75
3133ER5X5	FED FARM CR BNKS 3.875 03/07/28	09/08/2026	14,434.38
3130B5K64	FHLBANKS 4.000 03/10/27	09/10/2026	4,500.00
31424WNP3	FARMER MAC 3.625 09/13/27 MTN	09/14/2026	4,531.25
3130AVBC5	FHLBANKS 4.500 03/12/27	09/14/2026	6,187.50
91282CLL3	US TREASURY 3.375 09/15/27	09/15/2026	6,750.00
91282CHY0	US TREASURY 4.625 09/15/26	09/15/2026	1,224.61
91282CNY3	US TREASURY 3.375 09/15/28	09/15/2026	8,859.38
91282CHY0	US TREASURY 4.625 09/15/26	09/15/2026	6,359.38
3135G0Q22	FANNIE MAE 1.875 09/24/26	09/24/2026	2,109.38
3135G0Q22	FANNIE MAE 1.875 09/24/26	09/24/2026	6,576.75
SEP 2026 TOTAL			61,532.61
3133ETBV8	FED FARM CR BNKS 3.875 04/07/27	10/07/2026	7,750.00
3135G05Y5	FANNIE MAE 0.750 10/08/27	10/08/2026	1,593.75
91282CJC6	US TREASURY 4.625 10/15/26	10/15/2026	2,228.52
91282CPC9	US TREASURY 3.500 10/15/28	10/15/2026	7,437.50
91282CLQ2	US TREASURY 3.875 10/15/27	10/15/2026	4,553.13
91282CJC6	US TREASURY 4.625 10/15/26	10/15/2026	8,093.75
0001167CD	Security CU CD 4.43 10/18/2026 4.43% 10/18/2026	10/19/2026	11,172.80
3130ALZZ0	FHLBANKS 2.000 04/28/28	10/28/2026	2,750.00
3133ERGF2	FED FARM CR BNKS 4.750 04/30/27	10/30/2026	6,293.75
91282CDG3	US TREASURY 1.125 10/31/26	10/31/2026	6,351.56
OCT 2026 TOTAL			58,224.75
91282CDG3	US TREASURY 1.125 10/31/26	11/02/2026	843.75

Projected Income

For the Period April 01, 2026 to March 31, 2027

CUSIP	DESCRIPTION	POST DATE	AMOUNT
912828X88	US TREASURY 2.375 05/15/27	11/16/2026	5,046.88
91282CPK1	US TREASURY 3.500 11/15/28	11/16/2026	7,437.50
9128283F5	US TREASURY 2.250 11/15/27	11/16/2026	7,593.75
3130AXU63	FHLBANKS 4.625 11/17/26	11/17/2026	6,359.38
3130AXU63	FHLBANKS 4.625 11/17/26	11/17/2026	(4,179.73)
3130APPS8	FHLBANKS 2.100 11/23/26	11/23/2026	2,100.00
31424WJL7	FARMER MAC 4.550 05/21/27 MTN	11/23/2026	5,346.25
3130APPS8	FHLBANKS 2.100 11/23/26	11/23/2026	5,404.82
91282CHE4	US TREASURY 3.625 05/31/28	11/30/2026	13,593.75
NOV 2026 TOTAL			49,546.34
3133ELCU6	FED FARM CR BNKS 1.780 12/09/26	12/09/2026	5,691.14
3133ELCU6	FED FARM CR BNKS 1.780 12/09/26	12/09/2026	1,379.50
3133ERJ51	FED FARM CR BNKS 4.125 12/10/27	12/10/2026	6,806.25
3130AS7J2	FHLBANKS 3.200 06/10/27	12/10/2026	4,800.00
3130AWBZ2	FHLBANKS 4.125 06/11/27	12/11/2026	7,734.38
3130APY33	FHLBANKS 1.900 12/14/26	12/14/2026	4,893.75
3135GA6C0	FANNIE MAE 1.000 12/14/28 '26	12/14/2026	1,375.00
3130APY33	FHLBANKS 1.900 12/14/26	12/14/2026	1,377.50
91282CMB4	US TREASURY 4.000 12/15/27	12/15/2026	5,700.00
91282CJP7	US TREASURY 4.375 12/15/26	12/15/2026	(1,507.81)
91282CNH0	US TREASURY 3.875 06/15/28	12/15/2026	14,046.88
91282CJP7	US TREASURY 4.375 12/15/26	12/15/2026	4,375.00
DEC 2026 TOTAL			56,671.58
0001193CD	ELGA CREDIT UNION 2.80% 01/3/2027	01/04/2027	7,052.89
3133ERKM2	FED FARM CR BNKS 4.500 07/08/27	01/08/2027	6,750.00
91282CNM9	US TREASURY 3.875 07/15/28	01/15/2027	12,303.13
91282CMF5	US TREASURY 4.250 01/15/28	01/15/2027	4,250.00
91282CJT9	US TREASURY 4.000 01/15/27	01/15/2027	9,800.00

Projected Income

For the Period April 01, 2026 to March 31, 2027

CUSIP	DESCRIPTION	POST DATE	AMOUNT
91282CJT9	US TREASURY 4.000 01/15/27	01/15/2027	2,973.44
91282CPT2	US TREASURY 3.500 01/15/29	01/15/2027	10,062.50
JAN 2027 TOTAL			53,191.96
91282CGH8	US TREASURY 3.500 01/31/28	02/01/2027	8,312.50
91282CFB2	US TREASURY 2.750 07/31/27	02/01/2027	5,156.25
3133EP2T1	FED FARM CR BNKS 4.125 02/12/27	02/12/2027	5,156.25
3133EP2T1	FED FARM CR BNKS 4.125 02/12/27	02/12/2027	1,887.50
912828V98	US TREASURY 2.250 02/15/27	02/15/2027	7,353.52
9128282R0	US TREASURY 2.250 08/15/27	02/16/2027	4,500.00
91282CQA2	US TREASURY 3.500 02/15/29	02/16/2027	13,125.00
91282CMN8	US TREASURY 4.250 02/15/28	02/16/2027	5,312.50
912828V98	US TREASURY 2.250 02/15/27	02/16/2027	2,812.50
91282CLG4	US TREASURY 3.750 08/15/27	02/16/2027	4,875.00
91282CNU1	US TREASURY 3.625 08/15/28	02/16/2027	9,968.75
3133ER4Q1	FED FARM CR BNKS 4.250 02/24/28	02/24/2027	10,093.75
FEB 2027 TOTAL			78,553.52
3133ER5X5	FED FARM CR BNKS 3.875 03/07/28	03/08/2027	14,434.38
3130B5K64	FHLBANKS 4.000 03/10/27	03/10/2027	4,500.00
3130B5K64	FHLBANKS 4.000 03/10/27	03/10/2027	(461.39)
3130AVBC5	FHLBANKS 4.500 03/12/27	03/12/2027	(566.50)
3130AVBC5	FHLBANKS 4.500 03/12/27	03/12/2027	6,187.50
91282CLL3	US TREASURY 3.375 09/15/27	03/15/2027	6,750.00
91282CNY3	US TREASURY 3.375 09/15/28	03/15/2027	8,859.38
31424WNP3	FARMER MAC 3.625 09/13/27 MTN	03/15/2027	4,531.25
MAR 2027 TOTAL			44,234.61
GRAND TOTAL			714,005.55

Disclosure

Meeder provides monthly statements for its investment management clients to provide information about the investment portfolio. The information should not be used for audit or confirmation purposes. Please review your custodial statements and report any inaccuracies or discrepancies.

Certain information and data has been supplied by unaffiliated third parties. Although Meeder believes the information is reliable, it cannot warrant the accuracy of information offered by third parties. Market value may reflect prices received from pricing vendors when current market quotations are not available. Prices may not reflect firm bids or offers and may differ from the value at which the security can be sold.

Statements may include positions from unmanaged accounts provided for reporting purposes. Unmanaged accounts are managed directly by the client and are not included in the accounts managed by Meeder. This information is provided as a client convenience and Meeder assumes no responsibility for performance of these accounts or the accuracy of the data reported.

Investing involves risk. Past performance is no guarantee of future results. Debt and fixed income securities are subject to credit and interest rate risk. The investment return and principal value of an investment will fluctuate so that an investors shares, when redeemed, may be worth more or less than their original cost. Current performance may be lower or higher than the performance data quoted.

Meeder Public Funds, Inc. is a registered investment adviser and affiliate of Meeder Investment Management, Inc. Investment advisory services are provided through Meeder Public Funds, Inc. Please contact us if you would like to receive a copy of our current ADV disclosure brochure or privacy policy.

© 2026 Meeder Investment Management

meederpublicfunds.com | 866.633.3371

