

Genesee County Operating

# Investment Report

As of March 31, 2026



**M E E D E R**

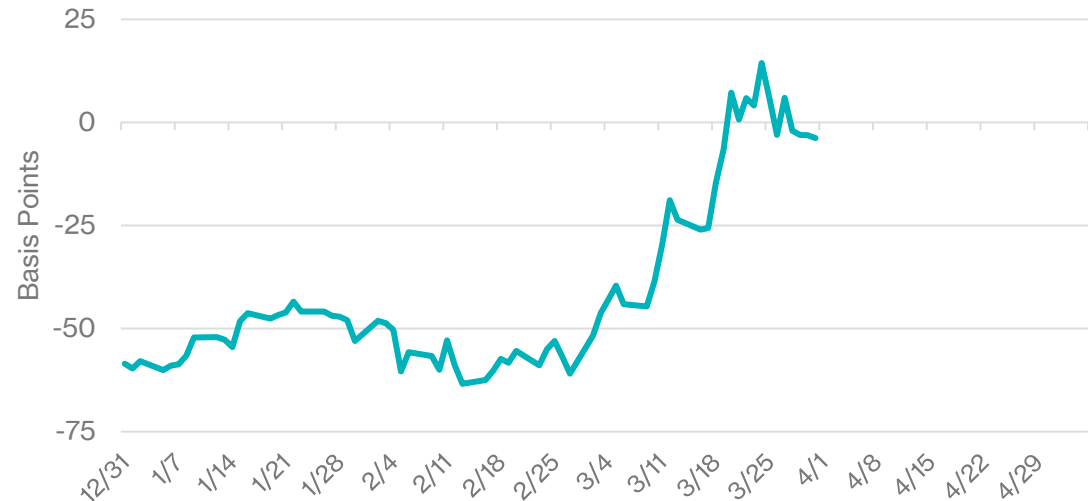
**PUBLIC FUNDS**

# OBSERVATIONS AND EXPECTATIONS

- Interest rates were higher for March, generally due to increases of energy prices
- The Fed Funds futures market has been bouncing around, projecting no 2026 moves
- Economic growth for the fourth quarter of 2026 was revised lower to 0.7% from 1.4%
- Labor market data continue to show there's not much hiring or firing taking place
- The rate of change of inflation has slowed, but cumulative inflation is above average

- During most of February, the Fed Funds futures market was pricing in over two .25% Fed cuts this year.
- At the end of March, futures market data are projecting the Fed to be on hold this year.

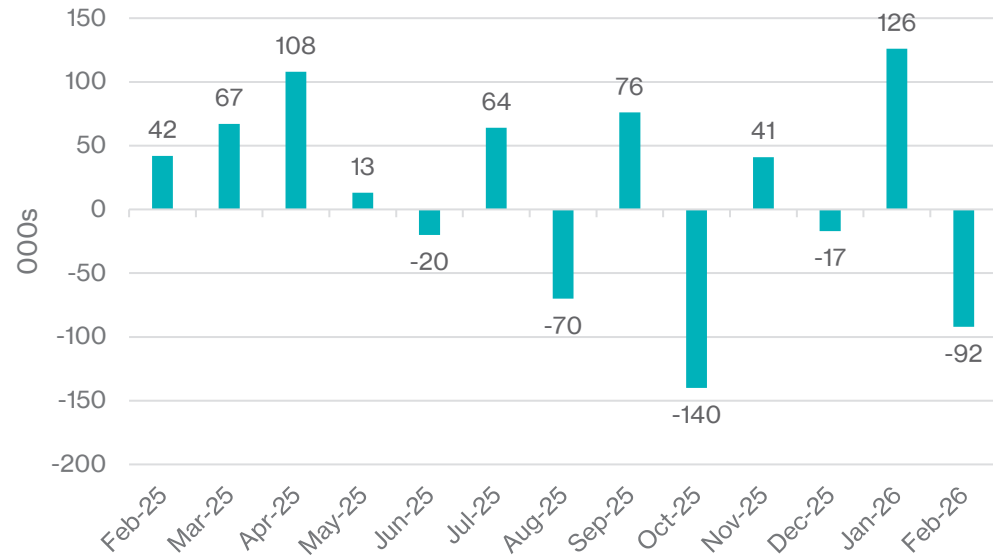
### Projected Fed .25% Cuts/Hikes to Dec 2026



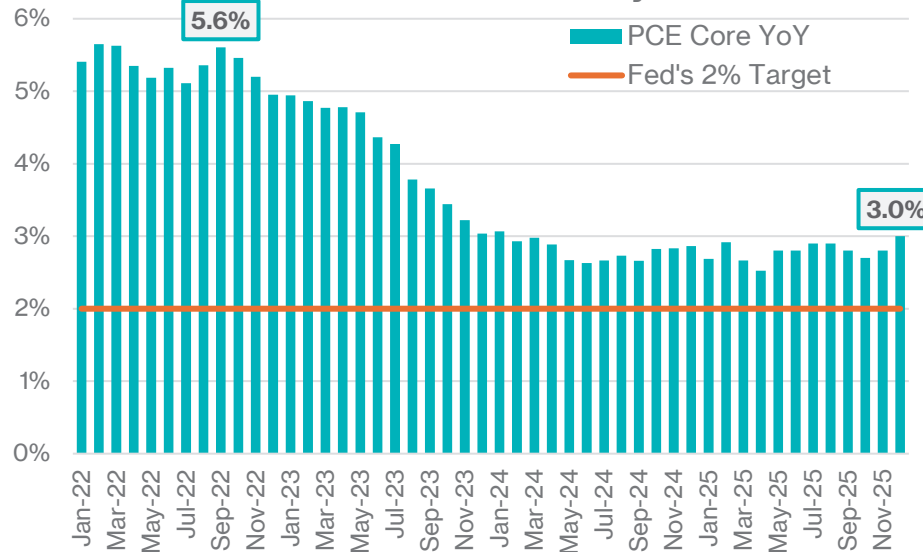
- Monthly nonfarm payrolls have alternated between negative and positive the past nine months.
- This is the highest string of consecutively contrasting job data on record.
- Many analysts and economists have stated we are experiencing a “no hire, no fire” job market.

SOURCE: BLOOMBERG,

### Nonfarm Payrolls - MoM Change



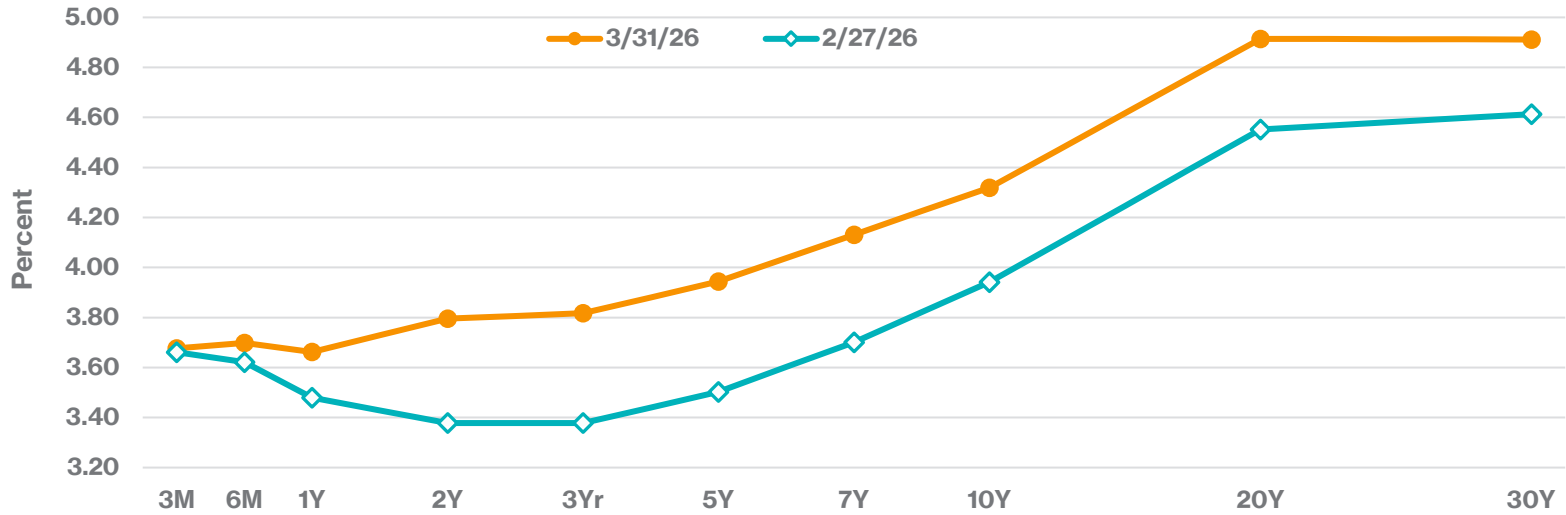
### PCE Core Inflation Yoy



- The Consumer Price Index's YoY rate of change has slowed materially since the COVID year highs.
- The five-year cumulative change is up over 26%, which is well above a rolling 5-year average.
- U.S. consumers say their greatest financial concern right now is affordability, due to the accumulated inflation since the pandemic.

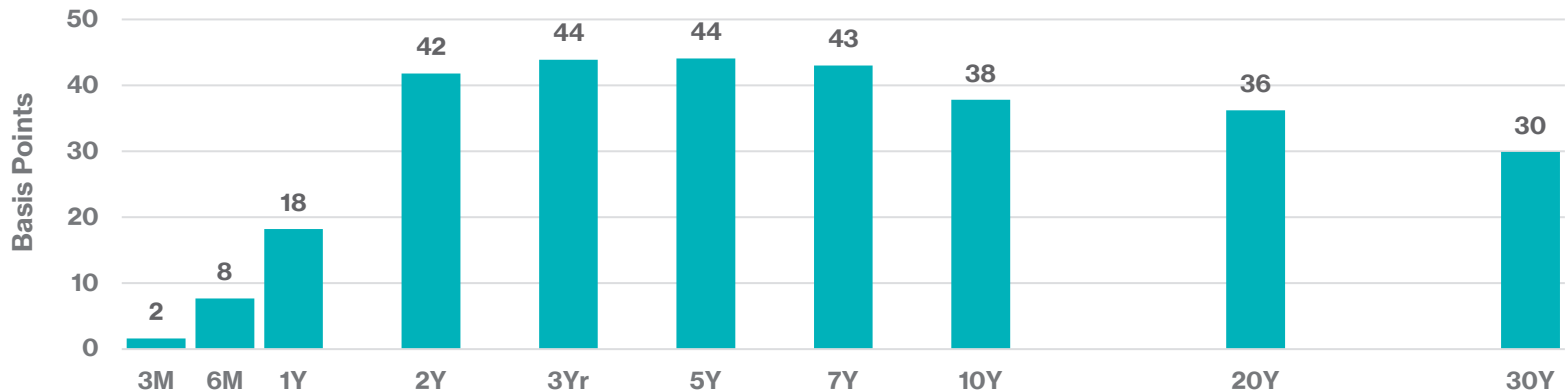
SOURCE: BLOOMBERG, \*2026 YOY THROUGH FEB

### U.S. Treasury Yield Curve Change



SOURCES: BLOOMBERG

### Basis Point Change



SOURCES: BLOOMBERG

## Contents

---

Portfolio Summary	6
Position Statement	7
Transaction Statement	10
Income/Dividend Received	11
Contribution/Withdrawals and Expenses	12
Projected Income	13

## Portfolio Summary

**4.06**

Weighted Average Yield to Maturity

**0.90**

Weighted Average Maturity (Years)

**0.86**

Portfolio Effective Duration (Years)

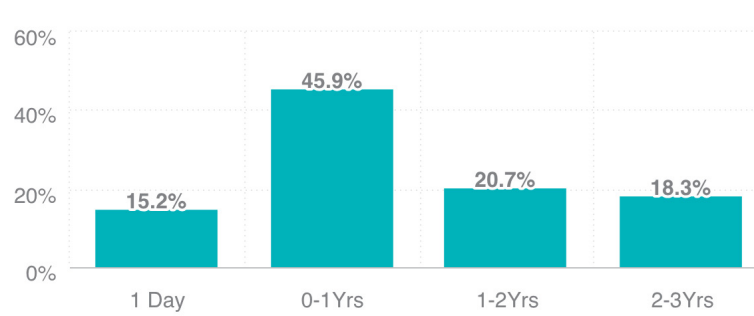
**0.90**

Weighted Average Life (Years)

**AA+**

Average Credit Rating

## Maturity Distribution

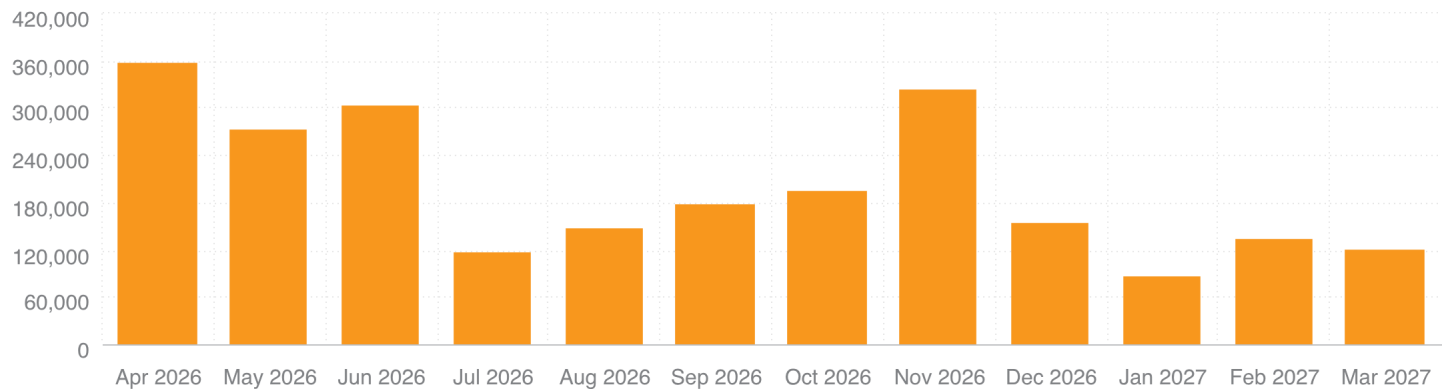


## Sector Allocation



U.S. Treasuries	63.76%
U.S. Agencies	21.04%
Money Market Funds	15.20%

## Projected Monthly Income Schedule



**MEEDER**  
PUBLIC FUNDS

## Custodial Reconciliation

	CURRENT MONTH
<b>Beginning</b>	<b>75,184,159.67</b>
Contributions/Withdrawals	0.00
Management Fees	(3,881.84)
Custodian Fees	(472.44)
Realized Gains Losses	(15,838.71)
Purchased Interest	0.00
Interest Received	243,707.84
<b>ENDING</b>	<b>75,407,674.52</b>



# Position Statement

CUSIP	DESCRIPTION	TRADE DATE SETTLE DATE	PAR VALUE	PRINCIPAL COST PURCHASED INTEREST	TOTAL COST	YIELD TO MATURITY	MATURITY DATE	DAYS TO MATURITY	MARKET PRICE MARKET VALUE	UNREALIZED GAIN/LOSS BOOK VALUE	% OF MV	MOODY'S S&P RATING
<b>GENESEE COUNTY</b>												
<b>BANK DEPOSITS</b>												
00289CASH	FLAGSTAR BANK SAVINGS-GEN	03/31/2026 03/31/2026	48,429.90	48,429.90 0.00	48,429.90	2.90		1	1.00 48,429.90	0.00 48,429.90	0.05	NA NA
00342CASH	FLAGSTAR BANK SAVINGS-DRAINS	03/31/2026 03/31/2026	242,452.68	242,452.68 0.00	242,452.68	2.90		1	1.00 242,452.68	0.00 242,452.68	0.24	NA NA
<b>BANK DEPOSITS TOTAL</b>			<b>290,882.58</b>	<b>290,882.58 0.00</b>	<b>290,882.58</b>	<b>2.90</b>		<b>1</b>	<b>1.00 290,882.58</b>	<b>0.00 290,882.58</b>	<b>0.28</b>	<b>NA</b>
<b>LGIP</b>												
00291CASH	MICHIGAN CLASS-GEN	03/31/2026 03/31/2026	26,403,291.66	26,403,291.66 0.00	26,403,291.66	3.74		1	1.00 26,403,291.66	0.00 26,403,291.66	25.79	NA
<b>LGIP TOTAL</b>			<b>26,403,291.66</b>	<b>26,403,291.66 0.00</b>	<b>26,403,291.66</b>	<b>3.74</b>		<b>1</b>	<b>1.00 26,403,291.66</b>	<b>0.00 26,403,291.66</b>	<b>25.79</b>	<b>NA</b>
<b>MONEY MARKET FUNDS</b>												
58510R580	MEEDER:GOVERNMENT MM;Y	03/31/2026 03/31/2026	11,505,664.60	11,505,664.60 0.00	11,505,664.60	3.55		1	1.00 11,505,664.60	0.00 11,505,664.60	11.24	AAA AAA
<b>MONEY MARKET FUNDS TOTAL</b>			<b>11,505,664.60</b>	<b>11,505,664.60 0.00</b>	<b>11,505,664.60</b>	<b>3.55</b>		<b>1</b>	<b>1.00 11,505,664.60</b>	<b>0.00 11,505,664.60</b>	<b>11.24</b>	<b>AAA</b>
<b>U.S. TREASURIES</b>												
91282CGV7	US TREASURY 3.750 04/15/26	02/20/2024 02/21/2024	1,000,000.00	984,296.88 0.00	984,296.88	4.52	04/15/2026	15	100.00 999,960.94	15,664.06 984,296.88	0.98	Aa1 AA+
912797QN0	US TREASURY BILL 05/14/26	11/12/2025 11/13/2025	600,000.00	588,829.75 0.00	588,829.75	3.80	05/14/2026	44	99.57 597,395.95	8,566.20 588,829.75	0.58	P-1 A-1+
91282CHB0	US TREASURY 3.625 05/15/26	02/16/2024 02/20/2024	1,000,000.00	980,664.07 0.00	980,664.07	4.54	05/15/2026	45	99.98 999,804.69	19,140.62 980,664.07	0.98	Aa1 AA+
91282CHB0	US TREASURY 3.625 05/15/26	05/31/2023 06/05/2023	1,690,000.00	1,671,185.55 0.00	1,671,185.55	4.03	05/15/2026	45	99.98 1,689,669.93	18,484.38 1,671,185.55	1.65	Aa1 AA+
91282CHH7	US TREASURY 4.125 06/15/26	02/16/2024 02/20/2024	1,000,000.00	991,328.13 0.00	991,328.13	4.52	06/15/2026	76	100.08 1,000,781.25	9,453.12 991,328.13	0.98	Aa1 AA+
91282CHH7	US TREASURY 4.125 06/15/26	06/26/2023 06/27/2023	1,675,000.00	1,665,970.70 0.00	1,665,970.70	4.32	06/15/2026	76	100.08 1,676,308.59	10,337.89 1,665,970.70	1.64	Aa1 AA+
91282CHM6	US TREASURY 4.500 07/15/26	02/20/2024 02/21/2024	1,000,000.00	1,000,781.25 0.00	1,000,781.25	4.46	07/15/2026	106	100.21 1,002,070.31	1,289.06 1,000,781.25	0.98	Aa1 AA+
91282CHM6	US TREASURY 4.500 07/15/26	07/28/2023 07/31/2023	1,300,000.00	1,298,375.00 0.00	1,298,375.00	4.54	07/15/2026	106	100.21 1,302,691.40	4,316.40 1,298,375.00	1.27	Aa1 AA+
91282CHU8	US TREASURY 4.375 08/15/26	02/01/2024 02/02/2024	425,000.00	428,403.32 0.00	428,403.32	4.04	08/15/2026	137	100.21 425,896.49	(2,506.83) 428,403.32	0.42	Aa1 AA+
91282CHU8	US TREASURY 4.375 08/15/26	08/24/2023 08/25/2023	1,675,000.00	1,660,605.47 0.00	1,660,605.47	4.69	08/15/2026	137	100.21 1,678,533.21	17,927.74 1,660,605.47	1.64	Aa1 AA+
91282CHY0	US TREASURY 4.625 09/15/26	04/22/2024 04/23/2024	900,000.00	894,550.78 0.00	894,550.78	4.89	09/15/2026	168	100.39 903,550.78	9,000.00 894,550.78	0.88	Aa1 AA+



## Position Statement

CUSIP	DESCRIPTION	TRADE DATE SETTLE DATE	PAR VALUE	PRINCIPAL COST PURCHASED INTEREST	TOTAL COST	YIELD TO MATURITY	MATURITY DATE	DAYS TO MATURITY	MARKET PRICE MARKET VALUE	UNREALIZED GAIN/LOSS BOOK VALUE	% OF MV	MOODY'S S&P RATING
91282CHY0	US TREASURY 4.625 09/15/26	10/31/2023 11/01/2023	2,000,000.00	1,985,156.25 0.00	1,985,156.25	4.90	09/15/2026	168	100.39 2,007,890.62	22,734.37 1,985,156.25	1.96	Aa1 AA+
91282CJC6	US TREASURY 4.625 10/15/26	04/29/2024 04/30/2024	475,000.00	472,124.02 0.00	472,124.02	4.89	10/15/2026	198	100.45 477,152.34	5,028.32 472,124.02	0.47	Aa1 AA+
91282CJC6	US TREASURY 4.625 10/15/26	11/08/2023 11/09/2023	2,400,000.00	2,394,468.73 0.00	2,394,468.73	4.71	10/15/2026	198	100.45 2,410,875.00	16,406.27 2,394,468.73	2.35	Aa1 AA+
91282CJK8	US TREASURY 4.625 11/15/26	01/11/2024 01/12/2024	1,225,000.00	1,241,460.94 0.00	1,241,460.94	4.12	11/15/2026	229	100.51 1,231,220.71	(10,240.23) 1,241,460.94	1.20	Aa1 AA+
91282CJP7	US TREASURY 4.375 12/15/26	01/11/2024 01/12/2024	1,140,000.00	1,148,594.53 0.00	1,148,594.53	4.10	12/15/2026	259	100.42 1,144,809.38	(3,785.16) 1,148,594.53	1.12	Aa1 AA+
91282CJT9	US TREASURY 4.000 01/15/27	02/16/2024 02/20/2024	2,750,000.00	2,718,525.39 0.00	2,718,525.39	4.42	01/15/2027	290	100.20 2,755,371.11	36,845.72 2,718,525.39	2.69	Aa1 AA+
91282CKA8	US TREASURY 4.125 02/15/27	04/18/2024 04/19/2024	1,000,000.00	981,132.81 0.00	981,132.81	4.85	02/15/2027	321	100.31 1,003,085.94	21,953.13 981,132.81	0.98	Aa1 AA+
91282CKA8	US TREASURY 4.125 02/15/27	04/01/2024 04/02/2024	2,150,000.00	2,126,652.34 0.00	2,126,652.34	4.53	02/15/2027	321	100.31 2,156,634.77	29,982.43 2,126,652.34	2.11	Aa1 AA+
91282CKJ9	US TREASURY 4.500 04/15/27	11/10/2025 11/12/2025	300,000.00	303,527.34 1,038.46	304,565.80	3.64	04/15/2027	380	100.76 302,273.44	(1,253.90) 303,527.34	0.30	Aa1 AA+
91282CNE7	US TREASURY 3.875 05/31/27	11/10/2025 11/12/2025	2,350,000.00	2,358,720.70 0.00	2,358,720.70	3.63	05/31/2027	426	100.06 2,351,468.75	(7,251.95) 2,358,720.70	2.30	Aa1 AA+
91282CEW7	US TREASURY 3.250 06/30/27	11/10/2025 11/12/2025	3,350,000.00	3,331,287.11 0.00	3,331,287.11	3.60	06/30/2027	456	99.31 3,326,837.90	(4,449.21) 3,331,287.11	3.25	Aa1 AA+
91282CLG4	US TREASURY 3.750 08/15/27	11/14/2025 11/17/2025	1,500,000.00	1,503,105.47 0.00	1,503,105.47	3.62	08/15/2027	502	99.88 1,498,183.59	(4,921.88) 1,503,105.47	1.46	Aa1 AA+
91282CPE5	US TREASURY 3.500 10/31/27	11/17/2025 11/18/2025	1,500,000.00	1,497,011.72 2,610.50	1,499,622.22	3.61	10/31/2027	579	99.48 1,492,207.04	(4,804.69) 1,497,011.72	1.46	Aa1 AA+
91282CHA2	US TREASURY 3.500 04/30/28	11/10/2025 11/12/2025	3,350,000.00	3,343,326.17 3,886.74	3,347,212.91	3.58	04/30/2028	761	99.37 3,328,800.80	(14,525.37) 3,343,326.17	3.25	Aa1 AA+
9128284N7	US TREASURY 2.875 05/15/28	11/10/2025 11/12/2025	3,350,000.00	3,293,207.03 0.00	3,293,207.03	3.59	05/15/2028	776	98.10 3,286,402.36	(6,804.67) 3,293,207.03	3.21	Aa1 AA+
91282CNH0	US TREASURY 3.875 06/15/28	11/10/2025 11/12/2025	3,350,000.00	3,373,685.55 0.00	3,373,685.55	3.59	06/15/2028	807	100.15 3,354,972.67	(18,712.88) 3,373,685.55	3.28	Aa1 AA+
91282CNY3	US TREASURY 3.375 09/15/28	11/10/2025 11/12/2025	1,500,000.00	1,490,917.97 0.00	1,490,917.97	3.60	09/15/2028	899	98.97 1,484,531.25	(6,386.72) 1,490,917.97	1.45	Aa1 AA+
91282CPC9	US TREASURY 3.500 10/15/28	11/10/2025 11/12/2025	2,400,000.00	2,393,250.00 6,461.54	2,399,711.54	3.60	10/15/2028	929	99.23 2,381,625.00	(11,625.00) 2,393,250.00	2.33	Aa1 AA+
<b>U.S. TREASURIES TOTAL</b>			<b>48,355,000.00</b>	<b>48,121,144.97 13,997.24</b>	<b>48,135,142.21</b>	<b>4.07</b>		<b>413</b>	<b>99.83 48,271,006.20</b>	<b>149,861.23 48,121,144.97</b>	<b>47.14</b>	<b>AA+</b>
<b>U.S. AGENCIES</b>												
3133EPFT7	FED FARM CR BNKS 3.750 04/13/26	04/10/2023 04/13/2023	1,750,000.00	1,739,787.00 0.00	1,739,787.00	3.96	04/13/2026	13	99.99 1,749,895.00	10,108.00 1,739,787.00	1.71	Aa1 AA+
313589VR1	FANNIE MAE D NOTE 04/17/26	11/12/2025 11/13/2025	600,000.00	590,545.00 0.00	590,545.00	3.77	04/17/2026	17	99.83 598,955.31	8,410.31 590,545.00	0.58	P-1 A-1+
313385YC4	FHLBANKS D NOTE 06/15/26	11/12/2025 11/13/2025	600,000.00	587,106.50 0.00	587,106.50	3.74	06/15/2026	76	99.21 595,250.90	8,144.40 587,106.50	0.58	P-1 A-1+



## Position Statement

CUSIP	DESCRIPTION	TRADE DATE SETTLE DATE	PAR VALUE	PRINCIPAL COST PURCHASED INTEREST	TOTAL COST	YIELD TO MATURITY	MATURITY DATE	DAYS TO MATURITY	MARKET PRICE MARKET VALUE	UNREALIZED GAIN/LOSS BOOK VALUE	% OF MV	MOODY'S S&P RATING
3133EPQC2	FED FARM CR BNKS 4.625 07/17/26	07/28/2023 07/31/2023	500,000.00	499,500.00 0.00	499,500.00	4.66	07/17/2026	108	100.22 501,105.00	1,605.00 499,500.00	0.49	Aa1 AA+
3130AXU63	FHLBANKS 4.625 11/17/26	12/08/2023 12/11/2023	995,000.00	997,616.85 0.00	997,616.85	4.53	11/17/2026	231	100.49 999,865.55	2,248.70 997,616.85	0.98	Aa1 AA+
3130APWD3	FHLBANKS 1.875 11/24/26	12/01/2023 12/04/2023	550,000.00	511,566.00 0.00	511,566.00	4.41	11/24/2026	238	98.69 542,789.50	31,223.50 511,566.00	0.53	Aa1 AA+
31424WCQ3	FARMER MAC 4.500 12/04/26 MTN	12/19/2023 12/22/2023	1,240,000.00	1,248,878.40 0.00	1,248,878.40	4.24	12/04/2026	248	100.32 1,244,017.60	(4,860.80) 1,248,878.40	1.21	NA NA
3133EP6K6	FED FARM CR BNKS 4.500 03/26/27	04/18/2024 04/19/2024	3,000,000.00	2,969,211.00 0.00	2,969,211.00	4.88	03/26/2027	360	100.69 3,020,580.00	51,369.00 2,969,211.00	2.95	Aa1 AA+
3130BOTY5	FHLBANKS 4.750 04/09/27	04/18/2024 04/19/2024	3,000,000.00	2,990,697.00 0.00	2,990,697.00	4.86	04/09/2027	374	101.00 3,029,850.00	39,153.00 2,990,697.00	2.96	Aa1 AA+
3133ERDS7	FED FARM CR BNKS 4.750 05/06/27	05/14/2024 05/15/2024	1,000,000.00	1,002,190.00 0.00	1,002,190.00	4.67	05/06/2027	401	100.95 1,009,510.00	7,320.00 1,002,190.00	0.99	Aa1 AA+
3133ETS81	FED FARM CR BNKS 3.500 11/10/27	11/17/2025 11/18/2025	2,650,000.00	2,643,767.20 2,061.11	2,645,828.31	3.62	11/10/2027	589	99.43 2,635,001.00	(8,766.20) 2,643,767.20	2.57	Aa1 AA+
<b>U.S. AGENCIES TOTAL</b>			<b>15,885,000.00</b>	<b>15,780,864.95 2,061.11</b>	<b>15,782,926.06</b>	<b>4.37</b>		<b>313</b>	<b>100.27 15,926,819.86</b>	<b>145,954.91 15,780,864.95</b>	<b>15.55</b>	<b>AA+</b>
<b>GENESEE COUNTY TOTAL</b>			<b>102,439,838.84</b>	<b>102,101,848.76 16,058.35</b>	<b>102,117,907.11</b>	<b>3.97</b>		<b>244</b>	<b>102,397,664.91</b>	<b>295,816.15 102,101,848.76</b>	<b>100.00</b>	<b>AA+</b>
<b>GRAND TOTAL</b>			<b>102,439,838.84</b>	<b>102,101,848.76 16,058.35</b>	<b>102,117,907.11</b>	<b>3.97</b>		<b>244</b>	<b>102,397,664.91</b>	<b>295,816.15 102,101,848.76</b>	<b>100.00</b>	<b>AA+</b>



## Transaction Statement

GENESEE COUNTY								
	TRADE DATE	SETTLE DATE	CUSIP	DESCRIPTION	PAR VALUE	BOOK VALUE	TOTAL	NET REALIZED GAIN/LOSS
<b>MATURITY</b>								
	03/13/2026	03/13/2026	313373B68	FEDERAL HOME LOAN BANKS 4.375 03/13/2026	(2,710,000.00)	2,741,438.71	2,710,000.00	(31,438.71)
	03/17/2026	03/17/2026	3130ALKB9	FEDERAL HOME LOAN BANKS 3.0 03/17/2026	(200,000.00)	184,400.00	200,000.00	15,600.00
<b>MATURITY TOTAL</b>					<b>(2,910,000.00)</b>	<b>2,925,838.71</b>	<b>2,910,000.00</b>	<b>(15,838.71)</b>

## Income/Dividend Received

IDENTIFIER	DESCRIPTION	PAYMENT DATE	POST DATE	INTEREST/DIVIDENDS RECEIVED
<b>OUTSIDE HOLDINGS</b>				
00291CASH	MICHIGAN CLASS-GEN	03/31/2026	03/31/2026	72,251.47
00289CASH	FLAGSTAR BANK SAVINGS-GEN	03/31/2026	03/31/2026	118.99
00342CASH	FLAGSTAR BANK SAVINGS-DRAINS	03/31/2026	03/31/2026	595.70
<b>OUTSIDE HOLDINGS - TOTAL</b>				<b>72,966.16</b>
IDENTIFIER	DESCRIPTION	PAYMENT DATE	POST DATE	INTEREST/DIVIDENDS RECEIVED
<b>US BANK</b>				
31846V567	FIRST AMER:GVT OBLG;Z	02/28/2026	03/02/2026	6,852.74
58510R580	MEEDER:GOVERNMENT MM;Y	02/28/2026	03/02/2026	14,698.85
313373B68	FEDERAL HOME LOAN BANKS 4.375 03/13/2026	03/13/2026	03/13/2026	59,281.25
91282CNY3	US TREASURY 3.375 09/15/28	03/15/2026	03/16/2026	25,312.50
91282CHY0	US TREASURY 4.625 09/15/26	03/15/2026	03/16/2026	67,062.50
3130ALKB9	FEDERAL HOME LOAN BANKS 3.0 03/17/2026	03/17/2026	03/17/2026	3,000.00
3133EP6K6	FED FARM CR BNKS 4.500 03/26/27	03/26/2026	03/26/2026	67,500.00
<b>US BANK - TOTAL</b>				<b>243,707.84</b>
<b>TOTAL</b>				<b>316,674.00</b>

## Contribution/Withdrawals and Expenses

	POST DATE	PAR VALUE	TOTAL
<b>GENESEE COUNTY</b>			
<b>CUSTODY FEE</b>			
	03/25/2026	(472.44)	(472.44)
<b>CUSTODY FEE TOTAL</b>		<b>(472.44)</b>	<b>(472.44)</b>
<b>MANAGEMENT FEE</b>			
	03/30/2026	(3,881.84)	(3,881.84)
<b>MANAGEMENT FEE TOTAL</b>		<b>(3,881.84)</b>	<b>(3,881.84)</b>

## Projected Income

For the Period April 01, 2026 to March 31, 2027

CUSIP	DESCRIPTION	POST DATE	AMOUNT
3130B0TY5	FHLBANKS 4.750 04/09/27	04/09/2026	71,250.00
3133EPFT7	FEDERAL FARM CREDIT BANKS FUNDING CORP 3.75 04/13/2026	04/13/2026	10,213.00
3133EPFT7	FEDERAL FARM CREDIT BANKS FUNDING CORP 3.75 04/13/2026	04/13/2026	32,812.50
91282CJC6	US TREASURY 4.625 10/15/26	04/15/2026	66,484.38
91282CGV7	US TREASURY 3.750 04/15/26	04/15/2026	18,750.00
91282CKJ9	US TREASURY 4.500 04/15/27	04/15/2026	6,750.00
91282CPC9	US TREASURY 3.500 10/15/28	04/15/2026	42,000.00
91282CGV7	US TREASURY 3.750 04/15/26	04/15/2026	15,703.12
313589VR1	FANNIE MAE D NOTE 04/17/26	04/17/2026	9,455.00
91282CPE5	US TREASURY 3.500 10/31/27	04/30/2026	26,250.00
91282CHA2	US TREASURY 3.500 04/30/28	04/30/2026	58,625.00
<b>APR 2026 TOTAL</b>			<b>358,293.00</b>
3133ERDS7	FED FARM CR BNKS 4.750 05/06/27	05/06/2026	23,750.00
3133ETS81	FED FARM CR BNKS 3.500 11/10/27	05/11/2026	46,375.00
912797QN0	US TREASURY BILL 05/14/26	05/14/2026	11,170.25
91282CHB0	US TREASURY 3.625 05/15/26	05/15/2026	48,756.25
91282CHB0	US TREASURY 3.625 05/15/26	05/15/2026	38,150.38
91282CJK8	US TREASURY 4.625 11/15/26	05/15/2026	28,328.13
9128284N7	US TREASURY 2.875 05/15/28	05/15/2026	48,156.25
3130AXU63	FHLBANKS 4.625 11/17/26	05/18/2026	23,009.38
3130APWD3	FHLBANKS 1.875 11/24/26	05/26/2026	5,156.25
<b>MAY 2026 TOTAL</b>			<b>272,851.88</b>
91282CNE7	US TREASURY 3.875 05/31/27	06/01/2026	45,531.25
31424WCQ3	FARMER MAC 4.500 12/04/26 MTN	06/04/2026	27,900.00
91282CHH7	US TREASURY 4.125 06/15/26	06/15/2026	17,701.17
91282CNH0	US TREASURY 3.875 06/15/28	06/15/2026	64,906.25
91282CHH7	US TREASURY 4.125 06/15/26	06/15/2026	55,171.88
91282CJP7	US TREASURY 4.375 12/15/26	06/15/2026	24,937.50

## Projected Income

For the Period April 01, 2026 to March 31, 2027

CUSIP	DESCRIPTION	POST DATE	AMOUNT
313385YC4	FHLBANKS D NOTE 06/15/26	06/15/2026	12,893.50
91282CEW7	US TREASURY 3.250 06/30/27	06/30/2026	54,437.50
<b>JUN 2026 TOTAL</b>			<b>303,479.05</b>
91282CHM6	US TREASURY 4.500 07/15/26	07/15/2026	843.75
91282CJT9	US TREASURY 4.000 01/15/27	07/15/2026	55,000.00
91282CHM6	US TREASURY 4.500 07/15/26	07/15/2026	51,750.00
3133EPQC2	FED FARM CR BNKS 4.625 07/17/26	07/17/2026	500.00
3133EPQC2	FED FARM CR BNKS 4.625 07/17/26	07/17/2026	11,562.50
<b>JUL 2026 TOTAL</b>			<b>119,656.25</b>
91282CHU8	US TREASURY 4.375 08/15/26	08/15/2026	10,991.21
91282CHU8	US TREASURY 4.375 08/15/26	08/17/2026	45,937.50
91282CLG4	US TREASURY 3.750 08/15/27	08/17/2026	28,125.00
91282CKA8	US TREASURY 4.125 02/15/27	08/17/2026	64,968.75
<b>AUG 2026 TOTAL</b>			<b>150,022.46</b>
91282CNY3	US TREASURY 3.375 09/15/28	09/15/2026	25,312.50
91282CHY0	US TREASURY 4.625 09/15/26	09/15/2026	20,292.97
91282CHY0	US TREASURY 4.625 09/15/26	09/15/2026	67,062.50
3133EP6K6	FED FARM CR BNKS 4.500 03/26/27	09/28/2026	67,500.00
<b>SEP 2026 TOTAL</b>			<b>180,167.97</b>
3130B0TY5	FHLBANKS 4.750 04/09/27	10/09/2026	71,250.00
91282CJC6	US TREASURY 4.625 10/15/26	10/15/2026	66,484.38
91282CKJ9	US TREASURY 4.500 04/15/27	10/15/2026	6,750.00
91282CPC9	US TREASURY 3.500 10/15/28	10/15/2026	42,000.00
91282CJC6	US TREASURY 4.625 10/15/26	10/15/2026	8,407.25
<b>OCT 2026 TOTAL</b>			<b>194,891.63</b>
91282CPE5	US TREASURY 3.500 10/31/27	11/02/2026	26,250.00
91282CHA2	US TREASURY 3.500 04/30/28	11/02/2026	58,625.00
3133ERDS7	FED FARM CR BNKS 4.750 05/06/27	11/06/2026	23,750.00

## Projected Income

For the Period April 01, 2026 to March 31, 2027

CUSIP	DESCRIPTION	POST DATE	AMOUNT
3133ETS81	FED FARM CR BNKS 3.500 11/10/27	11/10/2026	46,375.00
91282CJK8	US TREASURY 4.625 11/15/26	11/15/2026	(16,460.94)
91282CJK8	US TREASURY 4.625 11/15/26	11/16/2026	28,328.13
9128284N7	US TREASURY 2.875 05/15/28	11/16/2026	48,156.25
3130AXU63	FHLBANKS 4.625 11/17/26	11/17/2026	23,009.38
3130AXU63	FHLBANKS 4.625 11/17/26	11/17/2026	(2,616.85)
3130APWD3	FHLBANKS 1.875 11/24/26	11/24/2026	38,434.00
3130APWD3	FHLBANKS 1.875 11/24/26	11/24/2026	5,156.25
91282CNE7	US TREASURY 3.875 05/31/27	11/30/2026	45,531.25
<b>NOV 2026 TOTAL</b>			<b>324,537.46</b>
31424WCQ3	FARMER MAC 4.500 12/04/26 MTN	12/04/2026	(8,878.40)
31424WCQ3	FARMER MAC 4.500 12/04/26 MTN	12/04/2026	27,900.00
91282CNH0	US TREASURY 3.875 06/15/28	12/15/2026	64,906.25
91282CJP7	US TREASURY 4.375 12/15/26	12/15/2026	24,937.50
91282CJP7	US TREASURY 4.375 12/15/26	12/15/2026	(8,594.53)
91282CEW7	US TREASURY 3.250 06/30/27	12/31/2026	54,437.50
<b>DEC 2026 TOTAL</b>			<b>154,708.32</b>
91282CJT9	US TREASURY 4.000 01/15/27	01/15/2027	31,474.61
91282CJT9	US TREASURY 4.000 01/15/27	01/15/2027	55,000.00
<b>JAN 2027 TOTAL</b>			<b>86,474.61</b>
91282CKA8	US TREASURY 4.125 02/15/27	02/15/2027	42,214.85
91282CLG4	US TREASURY 3.750 08/15/27	02/16/2027	28,125.00
91282CKA8	US TREASURY 4.125 02/15/27	02/16/2027	64,968.75
<b>FEB 2027 TOTAL</b>			<b>135,308.60</b>
91282CNY3	US TREASURY 3.375 09/15/28	03/15/2027	25,312.50
3133EP6K6	FED FARM CR BNKS 4.500 03/26/27	03/26/2027	30,789.00
3133EP6K6	FED FARM CR BNKS 4.500 03/26/27	03/26/2027	67,500.00
<b>MAR 2027 TOTAL</b>			<b>123,601.50</b>

## Projected Income

For the Period April 01, 2026 to March 31, 2027

<b>CUSIP</b>	<b>DESCRIPTION</b>	<b>POST DATE</b>	<b>AMOUNT</b>
<b>GRAND TOTAL</b>			<b>2,403,992.72</b>

## Disclosure

Meeder provides monthly statements for its investment management clients to provide information about the investment portfolio. The information should not be used for audit or confirmation purposes. Please review your custodial statements and report any inaccuracies or discrepancies.

Certain information and data has been supplied by unaffiliated third parties. Although Meeder believes the information is reliable, it cannot warrant the accuracy of information offered by third parties. Market value may reflect prices received from pricing vendors when current market quotations are not available. Prices may not reflect firm bids or offers and may differ from the value at which the security can be sold.

Statements may include positions from unmanaged accounts provided for reporting purposes. Unmanaged accounts are managed directly by the client and are not included in the accounts managed by Meeder. This information is provided as a client convenience and Meeder assumes no responsibility for performance of these accounts or the accuracy of the data reported.

**Investing involves risk. Past performance is no guarantee of future results. Debt and fixed income securities are subject to credit and interest rate risk. The investment return and principal value of an investment will fluctuate so that an investors shares, when redeemed, may be worth more or less than their original cost. Current performance may be lower or higher than the performance data quoted.**

Meeder Public Funds, Inc. is a registered investment adviser and affiliate of Meeder Investment Management, Inc. Investment advisory services are provided through Meeder Public Funds, Inc. Please contact us if you would like to receive a copy of our current ADV disclosure brochure or privacy policy.

© 2026 Meeder Investment Management

meederpublicfunds.com | 866.633.3371

