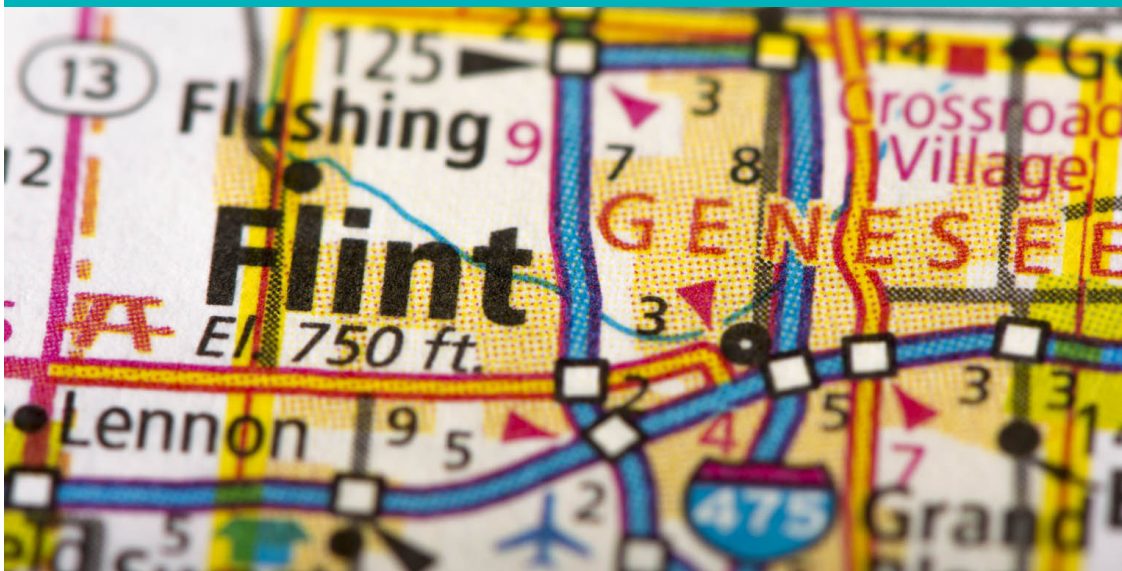




MEEDER
PUBLIC FUNDS



Genesee County DTR Account

Monthly Investment Report
September 30, 2024

Your Investment Representative:

Mike Kloack
(517) 740-7996
MKLOACK@MEEDERINVESTMENT.COM

For questions about your account please contact your investment representative or contact publicfundsoperations@meederinvestment.com
Dublin, Ohio | Lansing, Michigan | Long Beach, California | Austin, Texas | 866-633-3371 | www.meederpublicfunds.com

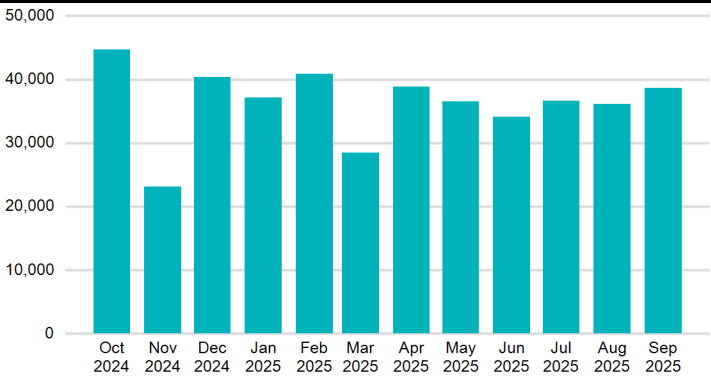
MONTHLY RECONCILIATION

Beginning Book Value	9,621,230.42
Contributions	
Withdrawals	(467.60)
Prior Month Custodian Fees	(81.54)
Realized Gains/Losses	(1,317.55)
Purchased Interest	(125.87)
Gross Interest Earnings	22,782.50
Ending Book Value	9,642,020.36

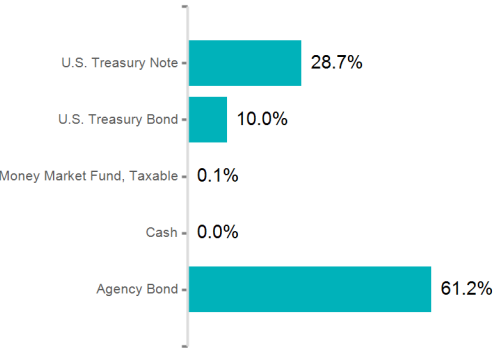
PORTFOLIO CHARACTERISTICS

Portfolio Yield to Maturity	4.30%
Portfolio Effective Duration	1.48 yrs
Weighted Average Maturity	1.54 yrs

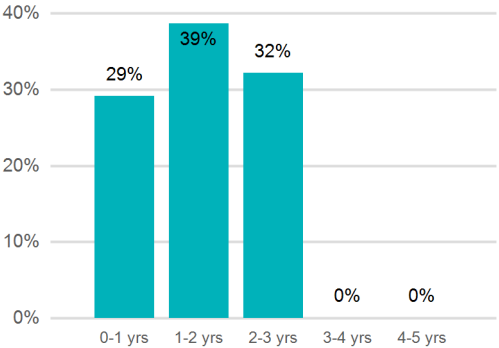
PROJECTED MONTHLY INCOME SCHEDULE




SECTOR ALLOCATION



MATURITY DISTRIBUTION



CREDIT QUALITY



Genesee County DTR Account
PROJECTED INCOME SCHEDULE
As of September 30, 2024



CUSIP	SECURITY DESCRIPTION	Oct 2024	Nov 2024	Dec 2024	Jan 2025	Feb 2025	Mar 2025	Apr 2025	May 2025	Jun 2025	Jul 2025	Aug 2025	Sep 2025
3130ALNT7	FHLB 0.980% 03/30/2026						1,225						1,225
3130AM4H2	FHLB 0.600% 10/29/2024	13,020											
3130AMFV9	FHLB 0.750% 11/20/2025		169						169				
3130ANXE5	FHLB 0.535% 12/23/2024			13,322									
3130AS7J2	FHLB 3.200% 06/10/2027			4,800						4,800			
3130ATUC9	FHLB 4.500% 12/12/2025			5,175						5,175			
3130ATUR6	FHLB 4.625% 12/13/2024			1,149									
3130AVBC5	FHLB 4.500% 03/12/2027						6,188						6,188
3130AXU63	FHLB 4.625% 11/17/2026		6,359						6,359				
3133EA6C7	FFCB 2.500% 10/24/2025	3,750						3,750					
3133EN5Q9	FFCB 4.500% 01/10/2025				1,281								
3133EN6A3	FFCB 4.000% 01/13/2026				6,700						6,700		
3133EN6N5	FFCB 4.250% 11/20/2024		1,504										
3133EP2T1	FFCB 4.125 02/12/27					5,156						5,156	
3133EPFT7	FFCB 3.750% 04/13/2026	10,313						10,313					
3133EPKX2	FFCB 4.000% 05/26/2026		5,000						5,000				
3133EPQC2	FFCB 4.625% 07/17/2026				6,938						6,938		
3133ERGF2	FFCB 4.750% 04/30/2027	5,245						6,294					
3133ERKM2	FED FARM CR BNKS 4.5% 07/08/2027				6,750						6,750		
3134GXGW8	FMCC 0.500% 09/15/2025			563						563			20,383
3135GA3X7	FNMA 0.570% 11/17/2025		884						884				
31422X4C3	FARMER MAC 4.32% 06/12/2026			7,020						7,020			
31424WJL7	AGM 4.550% 05/21/2027		5,346						5,346				
31424WNP3	AGM 3.625% 09/13/2027						4,531						4,531

Genesee County DTR Account
PROJECTED INCOME SCHEDULE
As of September 30, 2024



CUSIP	SECURITY DESCRIPTION	Oct 2024	Nov 2024	Dec 2024	Jan 2025	Feb 2025	Mar 2025	Apr 2025	May 2025	Jun 2025	Jul 2025	Aug 2025	Sep 2025
880591EW8	TNNLL 0.750% 05/15/2025		844						18,758				
9128284F4	UST 2.625% 03/31/2025						10,187						
912828J27	UST 2.000% 02/15/2025					12,375							
91282CDS7	UST 1.125% 01/15/2025				7,637								
91282CEH0	UST 2.625% 04/15/2025	2,953						10,450					
91282CEU1	UST 2.875% 06/15/2025			3,953						12,164			
91282CEY3	UST 3.000% 07/15/2025				4,500						12,996		
91282CFE6	UST 3.125% 08/15/2025					4,688						12,398	
91282CFQ9	UST 4.375% 10/31/2024	1,361											
91282CFX4	UST 4.500% 11/30/2024		3,048										
91282CGL9	UST 4.000% 02/15/2026					5,000						5,000	
91282CHU8	UST 4.375% 08/15/2026					8,750						8,750	
91282CHY0	UST 4.625% 09/15/2026						6,359						6,359
91282CJC6	UST 4.625% 10/15/2026	8,094						8,094					
91282CJP7	UST 4.375% 12/15/2026			4,375						4,375			
91282CJT9	UST 4.000% 01/15/2027				3,300						3,300		
91282CLG4	UST 3.750% 08/15/2027					4,875						4,875	
TOTAL		44,735	23,154	40,357	37,105	40,844	28,490	38,900	36,516	34,097	36,684	36,180	38,686

Genesee County DTR Account
POSITION STATEMENT
As of September 30, 2024



CUSIP	Security Description	Trade Date/ Settlement Date	Par Value	Principal Cost/ Purchased Interest	Total Cost	Yield at Cost	Maturity/ Duration	Market Price/ Market Value	Unrealized Gain/ (Loss)	% of Assets	Moody's/ S&P Rating
Cash and Cash Equivalents											
60934N500	Federated Hermes Money Market Obligations Trust	9/30/2024 9/30/2024	\$13,441.03	\$13,441.03	\$13,441.03	4.80%	0.003 0.003	\$1.00 \$13,441.03	\$0.00	0.04%	AAAm
CASH	Custodial Cash	9/30/2024 9/30/2024	\$2,953.13	\$2,953.13	\$2,953.13	0.00%	0.003 0.003	\$1.00 \$2,953.13	\$0.00	0.01%	
00292CASH	MICHIGAN CLASS-DELQ TAX	9/30/2024 9/30/2024	\$24,711,153.32	\$24,711,153.32	\$24,711,153.32	5.23%	0.003 0.003	\$1.00 \$24,711,153.32	\$0.00	68.27%	
00302CASH	SECURITY CREDIT UNION	9/30/2024 9/30/2024	\$15.01	\$15.01	\$15.01	0.00%	0.003 0.003	\$1.00 \$15.01	\$0.00	0.00%	
00294CASH	PNC BANK PREMIER BUSINESS MMT	9/30/2024 9/30/2024	\$1,113,059.43	\$1,113,059.43	\$1,113,059.43	2.77%	0.003 0.003	\$1.00 \$1,113,059.43	\$0.00	3.07%	
00288CASH	ELGA CREDIT UNION SAVINGS	9/30/2024 9/30/2024	\$503.26	\$503.26	\$503.26	0.00%	0.003 0.003	\$1.00 \$503.26	\$0.00	0.00%	
SubTotal			\$25,841,125.18	\$25,841,125.18	\$25,841,125.18	5.12%		\$25,841,125.18	\$0.00	71.39%	
Agency Bond											
3130AM4H2	FHLB 0.600% 10/29/2024	12/23/2022 12/27/2022	\$170,000.00	\$157,489.70	\$157,489.70	4.83%	0.079 0.081	\$99.65 \$169,398.20	\$11,908.50	0.47%	Aaa AA+
3133EN6N5	FFCB 4.250% 11/20/2024	1/24/2023 1/25/2023	\$65,000.00	\$64,877.35	\$64,877.35	4.36%	0.140 0.139	\$99.91 \$64,939.55	\$62.20	0.18%	Aaa AA+
3130ATUR6	FHLB 4.625% 12/13/2024	1/12/2023 1/13/2023	\$65,000.00	\$65,354.06	\$65,354.06	4.32%	0.203 0.203	\$99.96 \$64,973.35	(\$380.71)	0.18%	Aaa AA+
3130ANXE5	FHLB 0.535% 12/23/2024	12/23/2022 12/27/2022	\$170,000.00	\$157,132.70	\$157,132.70	4.56%	0.230 0.231	\$98.98 \$168,272.80	\$11,140.10	0.46%	Aaa AA+
3133EN5Q9	FFCB 4.500% 01/10/2025	1/17/2023 1/18/2023	\$65,000.00	\$65,181.29	\$65,181.29	4.35%	0.279 0.278	\$99.93 \$64,952.55	(\$228.74)	0.18%	Aaa AA+
880591EW8	TNNLL 0.750% 05/15/2025	12/22/2022 12/23/2022	\$225,000.00	\$207,085.50	\$207,085.50	4.28%	0.622 0.623	\$97.79 \$220,028.85	\$12,943.35	0.61%	Aaa AA+
3134GXGW8	FMCC 0.500% 09/15/2025	1/9/2023 1/10/2023	\$225,000.00	\$204,898.50	\$204,898.50	4.05%	0.959 0.956	\$96.47 \$217,059.75	\$12,161.25	0.60%	Aaa AA+
3133EA6C7	FFCB 2.500% 10/24/2025	12/29/2022 1/3/2023	\$300,000.00	\$285,183.00	\$285,183.00	4.38%	1.066 1.048	\$98.49 \$295,461.00	\$10,278.00	0.82%	Aaa AA+
3135GA3X7	FNMA 0.570% 11/17/2025	1/9/2023 1/10/2023	\$230,000.00	\$208,690.50	\$208,690.50	4.04%	1.132 1.126	\$96.04 \$220,894.30	\$12,203.80	0.61%	Aaa AA+

POSITION STATEMENT

As of September 30, 2024

CUSIP	Security Description	Trade Date/ Settlement Date	Par Value	Principal Cost/ Purchased Interest	Total Cost	Yield at Cost	Maturity/ Duration	Market Price/ Market Value	Unrealized Gain/ (Loss)	% of Assets	Moody's/ S&P Rating
3135GA3X7	FNMA 0.570% 11/17/2025	1/30/2023 1/31/2023	\$80,000.00	\$72,612.80	\$72,612.80	4.10%	1.132 1.126	\$96.04 \$76,832.80	\$4,220.00	0.21%	Aaa AA+
3130AMFV9	FHLB 0.750% 11/20/2025	7/12/2023 7/13/2023	\$45,000.00	\$41,036.85	\$41,036.85	4.75%	1.140 1.133	\$96.21 \$43,294.95	\$2,258.10	0.12%	Aaa AA+
3130ATUC9	FHLB 4.500% 12/12/2025	12/29/2022 12/30/2022	\$230,000.00	\$231,343.20	\$231,343.20	4.28%	1.200 1.167	\$100.82 \$231,876.57	\$533.37	0.64%	Aaa AA+
3133EN6A3	FFCB 4.000% 01/13/2026	1/12/2023 1/13/2023	\$335,000.00	\$335,582.90	\$335,582.90	3.94%	1.288 1.257	\$100.21 \$335,710.20	\$127.30	0.93%	Aaa AA+
3130ALNT7	FHLB 0.980% 03/30/2026	5/22/2023 5/23/2023	\$250,000.00	\$227,840.00	\$227,840.00	4.32%	1.496 1.493	\$95.60 \$238,997.50	\$11,157.50	0.66%	Aaa AA+
3133EPFT7	FFCB 3.750% 04/13/2026	5/23/2023 5/24/2023	\$550,000.00	\$543,577.10	\$543,577.10	4.18%	1.534 1.482	\$100.13 \$550,713.90	\$7,136.80	1.52%	Aaa AA+
3133EPKX2	FFCB 4.000% 05/26/2026	5/22/2023 5/26/2023	\$250,000.00	\$249,323.75	\$249,323.75	4.10%	1.652 1.598	\$100.44 \$251,097.50	\$1,773.75	0.69%	Aaa AA+
31422X4C3	FARMER MAC 4.32% 06/12/2026	6/15/2023 6/20/2023	\$325,000.00	\$325,000.00	\$325,000.00	4.32%	1.699 1.638	\$100.76 \$327,473.25	\$2,473.25	0.90%	
3133EPQC2	FFCB 4.625% 07/17/2026	7/20/2023 7/21/2023	\$300,000.00	\$300,567.00	\$300,567.00	4.56%	1.795 1.731	\$101.51 \$304,518.00	\$3,951.00	0.84%	Aaa AA+
3130AXU63	FHLB 4.625% 11/17/2026	12/28/2023 12/29/2023	\$275,000.00	\$279,179.73	\$279,179.73	4.06%	2.132 2.022	\$102.08 \$280,724.95	\$1,545.22	0.78%	Aaa AA+
3133EP2T1	FFCB 4.125 02/12/27	2/20/2024 2/21/2024	\$250,000.00	\$248,112.50	\$248,112.50	4.40%	2.370 2.268	\$101.08 \$252,697.50	\$4,585.00	0.70%	Aaa AA+
3130AVBC5	FHLB 4.500% 03/12/2027	3/27/2024 3/28/2024	\$275,000.00	\$275,566.50	\$275,566.50	4.42%	2.447 2.344	\$102.01 \$280,540.98	\$4,974.48	0.78%	Aaa AA+
3133ERGF2	FFCB 4.750% 04/30/2027	5/30/2024 5/31/2024	\$265,000.00	\$264,626.35	\$264,626.35	4.80%	2.581 2.427	\$102.80 \$272,425.30	\$7,798.95	0.75%	Aaa AA+
31424WJL7	AGM 4.550% 05/21/2027	6/18/2024 6/20/2024	\$235,000.00	\$235,070.50 \$861.34	\$235,931.84	4.54%	2.638 2.482	\$102.26 \$240,318.05	\$5,247.55	0.66%	
3130AS7J2	FHLB 3.200% 06/10/2027	7/19/2024 7/22/2024	\$300,000.00	\$290,718.00 \$1,120.00	\$291,838.00	4.35%	2.693 2.578	\$98.57 \$295,710.00	\$4,992.00	0.82%	Aaa AA+
3133ERKM2	FED FARM CR BNKS 4.5% 07/08/2027	7/30/2024 7/31/2024	\$300,000.00	\$302,289.00 \$862.50	\$303,151.50	4.22%	2.770 2.614	\$102.38 \$307,152.60	\$4,863.60	0.85%	Aaa AA+
31424WNP3	AGM 3.625% 09/13/2027	9/17/2024 9/18/2024	\$250,000.00	\$250,717.50 \$125.87	\$250,843.37	3.52%	2.953 2.823	\$100.14 \$250,357.50	(\$360.00)	0.69%	
SubTotal			\$6,030,000.00	\$5,889,056.28 \$2,969.71	\$5,892,025.99	4.28%		\$6,026,421.90	\$137,365.62	16.65%	

POSITION STATEMENT

As of September 30, 2024

CUSIP	Security Description	Trade Date/ Settlement Date	Par Value	Principal Cost/ Purchased Interest	Total Cost	Yield at Cost	Maturity/ Duration	Market Price/ Market Value	Unrealized Gain/ (Loss)	% of Assets	Moody's/ S&P Rating
Certificate of Deposit											
0000847CD	SECURITY CU CD 0.25% 10/18/2024	10/18/2023 10/18/2023	\$257,467.40	\$257,467.40	\$257,467.40	4.00%	0.049 0.049	\$100.00 \$257,467.40	\$0.00	0.71%	
0000869CD	ELGA CREDIT UNION 0.25% 1/3/2025	1/3/2024 1/3/2024	\$261,301.45	\$261,301.45	\$261,301.45	0.25%	0.260 0.260	\$100.00 \$261,301.40	(\$0.05)	0.72%	
SubTotal			\$518,768.85	\$518,768.85	\$518,768.85	2.11%		\$518,768.80	(\$0.05)	1.43%	
U.S. Treasury Bond											
91282CDS7	UST 1.125% 01/15/2025	12/22/2022 12/23/2022	\$115,000.00	\$108,010.16	\$108,010.16	4.23%	0.293 0.286	\$98.99 \$113,840.80	\$5,830.64	0.31%	Aaa AA+
912828J27	UST 2.000% 02/15/2025	12/22/2022 12/23/2022	\$225,000.00	\$214,875.00	\$214,875.00	4.21%	0.378 0.369	\$99.06 \$222,881.85	\$8,006.85	0.62%	Aaa AA+
91282CEH0	UST 2.625% 04/15/2025	12/22/2022 12/23/2022	\$225,000.00	\$217,502.93	\$217,502.93	4.15%	0.540 0.534	\$99.14 \$223,065.90	\$5,562.97	0.62%	Aaa AA+
91282CJT9	UST 4.000% 01/15/2027	4/29/2024 4/30/2024	\$165,000.00	\$161,467.97	\$161,467.97	4.85%	2.293 2.156	\$100.99 \$166,632.02	\$5,164.05	0.46%	Aaa AA+
91282CLG4	UST 3.750% 08/15/2027	8/29/2024 8/30/2024	\$260,000.00	\$259,949.22 \$397.42	\$260,346.64	3.76%	2.874 2.688	\$100.66 \$261,709.24	\$1,760.02	0.72%	Aaa AA+
SubTotal			\$990,000.00	\$961,805.28 \$397.42	\$962,202.70	4.19%		\$988,129.81	\$26,324.53	2.73%	
U.S. Treasury Note											
91282CFQ9	UST 4.375% 10/31/2024	1/24/2023 1/25/2023	\$65,000.00	\$65,060.94	\$65,060.94	4.32%	0.085 0.084	\$99.94 \$64,961.91	(\$99.03)	0.18%	Aaa AA+
91282CFX4	UST 4.500% 11/30/2024	12/22/2022 12/23/2022	\$170,000.00	\$170,776.95	\$170,776.95	4.25%	0.167	\$99.95 \$169,918.23	(\$858.72)	0.47%	Aaa AA+
9128284F4	UST 2.625% 03/31/2025	12/22/2022 12/23/2022	\$225,000.00	\$217,766.60	\$217,766.60	4.12%	0.499 0.500	\$99.19 \$223,169.85	\$5,403.25	0.62%	Aaa AA+
91282CEU1	UST 2.875% 06/15/2025	12/22/2022 12/23/2022	\$225,000.00	\$218,548.83	\$218,548.83	4.10%	0.707 0.701	\$99.13 \$223,035.75	\$4,486.92	0.62%	Aaa AA+
91282CEU1	UST 2.875% 06/15/2025	7/12/2023 7/13/2023	\$50,000.00	\$48,240.23	\$48,240.23	4.81%	0.707 0.701	\$99.13 \$49,563.50	\$1,323.27	0.14%	Aaa AA+
91282CEY3	UST 3.000% 07/15/2025	12/22/2022 12/23/2022	\$225,000.00	\$219,014.65	\$219,014.65	4.10%	0.789 0.783	\$99.23 \$223,259.63	\$4,244.98	0.62%	Aaa AA+

POSITION STATEMENT

As of September 30, 2024

CUSIP	Security Description	Trade Date/ Settlement Date	Par Value	Principal Cost/ Purchased Interest	Total Cost	Yield at Cost	Maturity/ Duration	Market Price/ Market Value	Unrealized Gain/ (Loss)	% of Assets	Moody's/ S&P Rating
91282CEY3	UST 3.000% 07/15/2025	7/11/2023 7/13/2023	\$75,000.00	\$72,489.26	\$72,489.26	4.77%	0.789 0.783	\$99.23 \$74,419.88	\$1,930.62	0.21%	Aaa AA+
91282CFE6	UST 3.125% 08/15/2025	12/22/2022 12/23/2022	\$225,000.00	\$219,647.46	\$219,647.46	4.08%	0.874 0.867	\$99.27 \$223,356.38	\$3,708.92	0.62%	Aaa AA+
91282CFE6	UST 3.125% 08/15/2025	7/11/2023 7/13/2023	\$75,000.00	\$72,641.60	\$72,641.60	4.72%	0.874 0.867	\$99.27 \$74,452.13	\$1,810.53	0.21%	Aaa AA+
91282CGL9	UST 4.000% 02/15/2026	5/23/2023 5/24/2023	\$250,000.00	\$249,414.06	\$249,414.06	4.09%	1.378 1.346	\$100.38 \$250,957.00	\$1,542.94	0.69%	Aaa AA+
91282CHU8	UST 4.375% 08/15/2026	8/11/2023 8/15/2023	\$400,000.00	\$398,109.38	\$398,109.38	4.55%	1.874 1.812	\$101.41 \$405,643.20	\$7,533.82	1.12%	Aaa AA+
91282CHY0	UST 4.625% 09/15/2026	9/19/2023 9/20/2023	\$275,000.00	\$273,775.39	\$273,775.39	4.79%	1.959 1.893	\$101.96 \$280,392.48	\$6,617.09	0.77%	Aaa AA+
91282CJC6	UST 4.625% 10/15/2026	10/27/2023 10/30/2023	\$350,000.00	\$347,771.48	\$347,771.48	4.86%	2.041 1.932	\$102.03 \$357,120.40	\$9,348.92	0.99%	Aaa AA+
91282CJP7	UST 4.375% 12/15/2026	1/11/2024 1/12/2024	\$200,000.00	\$201,507.81	\$201,507.81	4.10%	2.208 2.104	\$101.77 \$203,546.80	\$2,038.99	0.56%	Aaa AA+
SubTotal			\$2,810,000.00	\$2,774,764.64	\$2,774,764.64	4.39%		\$2,823,797.14	\$49,032.50	7.80%	
Grand Total			\$36,189,894.03	\$35,985,520.23 \$3,367.13	\$35,988,887.36	4.86%		\$36,198,242.83	\$212,722.60	100.00%	

Genesee County DTR Account
TRANSACTION STATEMENT
 As of September 30, 2024



Transaction Type	Trade Date	Settlement Date	CUSIP	Security Description	Par Value	Principal Amount	Purchased Interest	Total Cost	Yield at Cost
Purchase									
Purchase	9/17/2024	9/18/2024	31424WNP3	AGM 3.625% 09/13/2027	250,000.00	250,717.50	125.87	250,843.37	3.52%
Total					250,000.00	250,717.50	125.87	250,843.37	

Transaction Type	Trade Date	Settlement Date	CUSIP	Security Description	Par Value	Principal Cost	Total Proceeds	Realized Gain/Loss
Maturity								
Maturity	9/13/2024	9/13/2024	3130ATVD6	FHLB 4.875% 09/13/2024	235,000.00	236,317.55	235,000.00	(1,317.55)
Total					235,000.00	236,317.55	235,000.00	(1,317.55)

Genesee County DTR Account
TRANSACTION STATEMENT
 As of September 30, 2024



Transaction Type	Payment Date	Settlement Date	CUSIP	Security Description	Interest Received
Interest/Dividends					
Interest/Dividends	9/3/2024	9/3/2024	60934N500	Federated Hermes Money Market Obligations Trust	329.36
Interest/Dividends	9/12/2024	9/12/2024	3130AVBC5	FHLB 4.500% 03/12/2027	6,187.50
Interest/Dividends	9/13/2024	9/13/2024	3130ATVD6	FHLB 4.875% 09/13/2024	5,728.13
Interest/Dividends	9/16/2024	9/16/2024	91282CHY0	UST 4.625% 09/15/2026	6,359.38
Interest/Dividends	9/30/2024	9/30/2024	9128284F4	UST 2.625% 03/31/2025	2,953.13
Interest/Dividends	9/30/2024	9/30/2024	3130ALNT7	FHLB 0.980% 03/30/2026	1,225.00
Interest/Dividends	9/30/2024	9/30/2024	00288CASH	ELGA CREDIT UNION SAVINGS	0.13
Interest/Dividends	9/30/2024	9/30/2024	00292CASH	MICHIGAN CLASS-DELQ TAX	105,609.64
Interest/Dividends	9/30/2024	9/30/2024	00294CASH	PNC BANK PREMIER BUSINESS MMT	2,577.47
Interest/Dividends	9/30/2024	9/30/2024	0000823CD	ELGA Credit Union 0.63% 01/03/2024	1,811.74
Interest/Dividends	9/30/2024	9/30/2024	0000847CD	SECURITY CU CD 0.25% 10/18/2024	2,504.51
Total					135,285.99

Genesee County DTR Account
TRANSACTION STATEMENT
As of September 30, 2024



Transaction Type	Trade Date	Settlement Date	Transaction Description	Amount
Custodian Fee				
Custodian Fee	9/10/2024	9/10/2024	Cash Out	(81.54)
Total				(81.54)
Withdrawal				
Withdrawal	9/24/2024	9/24/2024	Cash Out	(467.60)
Total				(467.60)

STATEMENT DISCLOSURE

As of September 30, 2024



Meeder provides monthly statements for its investment management clients to provide information about the investment portfolio. The information should not be used for audit or confirmation purposes. Please review your custodial statements and report any inaccuracies or discrepancies.

Certain information and data has been supplied by unaffiliated third parties. Although Meeder believes the information is reliable, it cannot warrant the accuracy of information offered by third parties. Market value may reflect prices received from pricing vendors when current market quotations are not available. Prices may not reflect firm bids or offers and may differ from the value at which the security can be sold.

Statements may include positions from unmanaged accounts provided for reporting purposes. Unmanaged accounts are managed directly by the client and are not included in the accounts managed by the investment adviser. This information is provided as a client convenience and the investment adviser assumes no responsibility for performance of these accounts or the accuracy of the data reported.

Investing involves risk. Past performance is no guarantee of future results. Debt and fixed income securities are subject to credit and interest rate risk. The investment return and principal value of an investment will fluctuate so that an investors shares, when redeemed, may be worth more or less than their original cost. Current performance may be lower or higher than the performance data quoted.

Meeder Investment Management is the global brand for the Meeder group of affiliated companies. Investment advisory services are provided through Meeder Public Funds, Inc. Please contact us if you would like to receive a copy of our current ADV disclosure brochure or privacy policy.