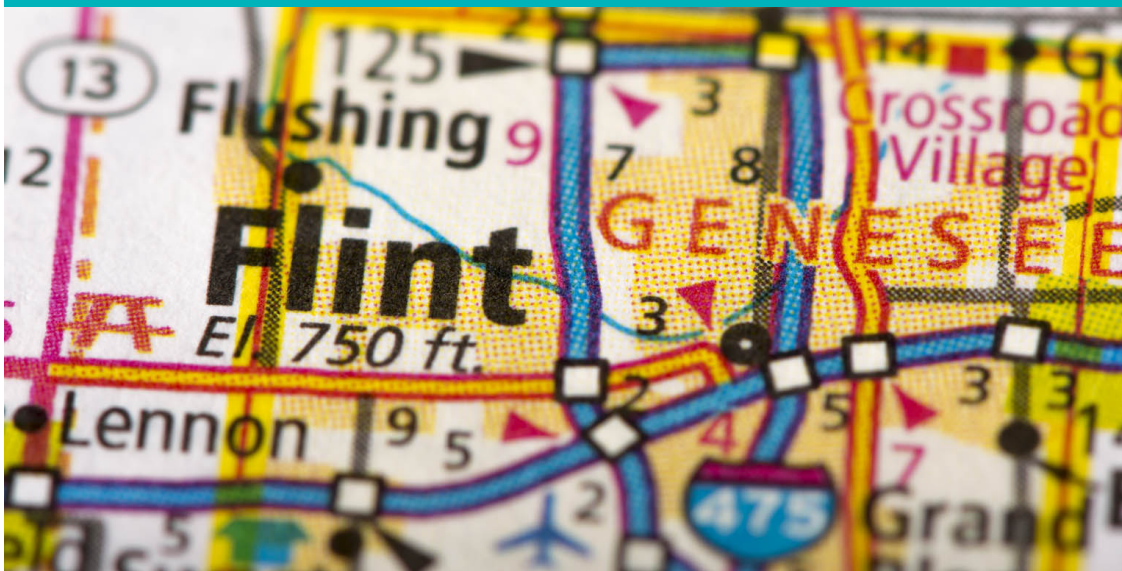




MEEDER
PUBLIC FUNDS



Genesee County TR Account

Monthly Investment Report

March 31, 2025

Your Investment Representative:

Mike Kloack

(517) 740-7996

MKLOACK@MEEDERINVESTMENT.COM

For questions about your account please contact your investment representative or contact publicfundsoperations@meederinvestment.com

Dublin, Ohio | Lansing, Michigan | Long Beach, California | Austin, Texas | 866-633-3371 | www.meederpublicfunds.com

PORTFOLIO SUMMARY

As of March 31, 2025

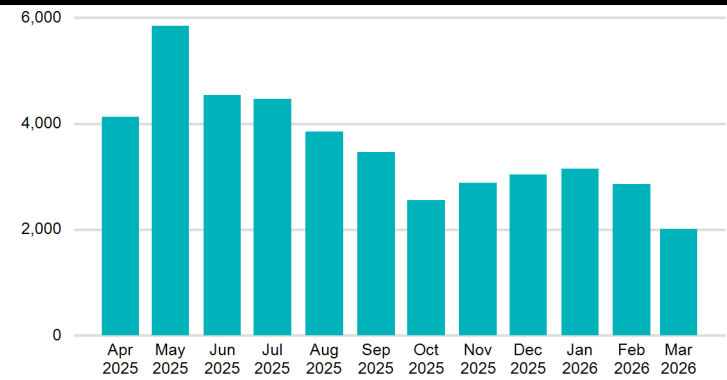
MONTHLY RECONCILIATION

Beginning Book Value	1,095,250.23
Contributions	
Withdrawals	(63.40)
Prior Month Custodian Fees	(9.22)
Realized Gains/Losses	964.45
Gross Interest Earnings	3,392.73
Ending Book Value	1,099,534.79

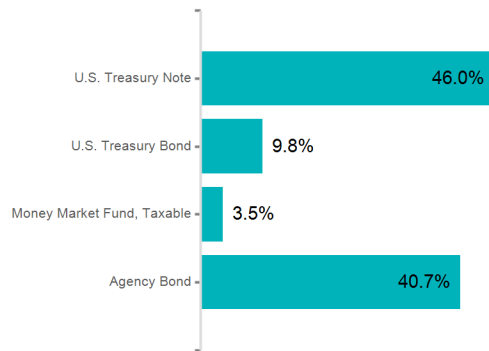
PORTFOLIO CHARACTERISTICS

Portfolio Yield to Maturity	4.28%
Portfolio Effective Duration	1.28 yrs
Weighted Average Maturity	1.33 yrs

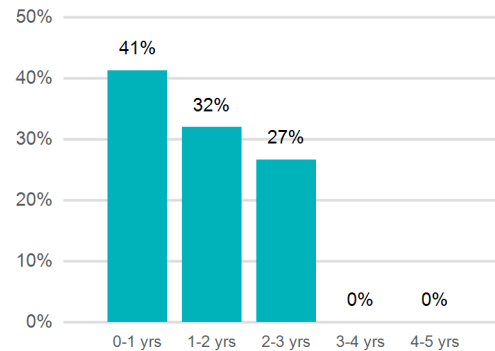
PROJECTED MONTHLY INCOME SCHEDULE



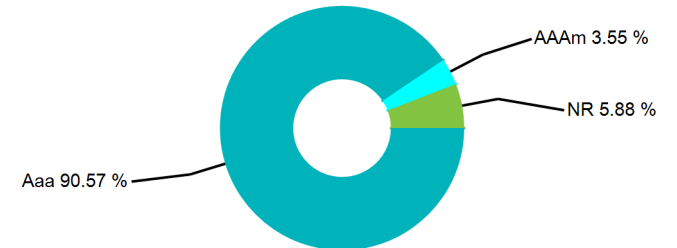
SECTOR ALLOCATION



MATURITY DISTRIBUTION



CREDIT QUALITY



Genesee County TR Account
PROJECTED INCOME SCHEDULE
 As of March 31, 2025



CUSIP	SECURITY DESCRIPTION	Apr 2025	May 2025	Jun 2025	Jul 2025	Aug 2025	Sep 2025	Oct 2025	Nov 2025	Dec 2025	Jan 2026	Feb 2026	Mar 2026
3130AKML7	FHLB 0.800% 10/29/2027				140						140		
3130ARBW0	FHLBANKS 2.75% 03/25/2027						344						344
3130ATUC9	FHLB 4.500% 12/12/2025			788						583			
3130B0TY5	FHLB 4.750% 04/09/2027	713						713					
3130B1EF0	FHLB 4.625% 06/11/2027			694						694			
3133EN6A3	FFCB 4.000% 01/13/2026				900						822		
3133EN7J3	FFCB 3.875% 02/02/2026					872						1,059	
3133EPFT7	FFCB 3.750% 04/13/2026	469						469					
3133EPKX2	FFCB 4.000% 05/26/2026		600						600				
3133EPPE9	FFCB 4.375% 07/06/2026				766						766		
31422XQ21	AGM 4.600% 11/18/2025		805						342				
31424WJL7	AGM 4.550% 05/21/2027		683						683				
880591EU2	TNNLL 2.875% 02/01/2027					359						359	
880591EW8	TNNLL 0.750% 05/15/2025		2,501										
9128283F5	UST 2.250% 11/15/2027		338						338				
91282CEH0	UST 2.625% 04/15/2025	1,393											
91282CEU1	UST 2.875% 06/15/2025			1,291									
91282CEY3	UST 3.000% 07/15/2025				1,248								
91282CFB2	UST 2.750% 07/31/2027				275						275		
91282CFE6	UST 3.125% 08/15/2025					1,182							
91282CFK2	UST 3.500% 09/15/2025						1,113						
91282CFP1	UST 4.250% 10/15/2025	744						571					
91282CGR6	UST 4.625% 03/15/2026						925						578
91282CHH7	UST 4.125% 06/15/2026			619						619			
91282CHU8	UST 4.375% 08/15/2026					875						875	

Genesee County TR Account
PROJECTED INCOME SCHEDULE

As of March 31, 2025



CUSIP	SECURITY DESCRIPTION	Apr 2025	May 2025	Jun 2025	Jul 2025	Aug 2025	Sep 2025	Oct 2025	Nov 2025	Dec 2025	Jan 2026	Feb 2026	Mar 2026
91282CHY0	UST 4.625% 09/15/2026						578						578
91282CJC6	UST 4.625% 10/15/2026	809						809					
91282CJK8	UST 4.625% 11/15/2026		925						925				
91282CJP7	UST 4.375% 12/15/2026			547						547			
91282CJT9	UST 4.000% 01/15/2027				400						400		
91282CLG4	UST 3.750% 08/15/2027					563						563	
91282CLL3	UST 3.375% 09/15/2027						506						506
91282CMB4	UST 4.000% 12/15/2027			600						600			
91282CMF5	UST 4.250% 01/15/2028				744						744		
TOTAL		4,128	5,851	4,538	4,472	3,851	3,466	2,562	2,887	3,042	3,146	2,856	2,006

Genesee County TR Account
POSITION STATEMENT
As of March 31, 2025



CUSIP	Security Description	Trade Date/ Settlement Date	Par Value	Principal Cost/ Purchased Interest	Total Cost	Yield at Cost	Maturity/ Duration	Market Price/ Market Value	Unrealized Gain/ (Loss)	% of Assets	Moody's/ S&P Rating
Cash and Cash Equivalents											
00293CASH	MICHIGAN CLASS-TRUST	3/31/2025 3/31/2025	\$665,049.02	\$665,049.02	\$665,049.02	4.42%	0.003 0.003	\$1.00 \$665,049.02	\$0.00	37.46%	
60934N500	Federated Hermes Money Market Obligations Trust	3/31/2025 3/31/2025	\$39,376.65	\$39,376.65	\$39,376.65	4.20%	0.003 0.003	\$1.00 \$39,376.65	\$0.00	2.22%	AAAm
SubTotal			\$704,425.67	\$704,425.67	\$704,425.67	4.41%		\$704,425.67	\$0.00	39.68%	
Agency Bond											
880591EW8	TNNLL 0.750% 05/15/2025	12/22/2022 12/23/2022	\$30,000.00	\$27,611.40	\$27,611.40	4.28%	0.123 0.122	\$99.55 \$29,865.60	\$2,254.20	1.68%	Aaa AA+
31422XQ21	AGM 4.600% 11/18/2025	12/22/2022 12/23/2022	\$35,000.00	\$35,463.40	\$35,463.40	4.11%	0.636 0.619	\$100.10 \$35,035.35	(\$428.05)	1.97%	
3130ATUC9	FHLB 4.500% 12/12/2025	12/29/2022 12/30/2022	\$35,000.00	\$35,204.40	\$35,204.40	4.28%	0.701 0.686	\$100.22 \$35,075.60	(\$128.80)	1.98%	Aaa AA+
3133EN6A3	FFCB 4.000% 01/13/2026	1/12/2023 1/13/2023	\$45,000.00	\$45,078.30	\$45,078.30	3.94%	0.789 0.774	\$99.82 \$44,920.35	(\$157.95)	2.53%	Aaa AA+
3133EN7J3	FFCB 3.875% 02/02/2026	2/3/2023 2/6/2023	\$45,000.00	\$44,812.80	\$44,812.80	4.02%	0.844 0.827	\$99.70 \$44,865.41	\$52.61	2.53%	Aaa AA+
3133EPFT7	FFCB 3.750% 04/13/2026	5/24/2023 5/25/2023	\$25,000.00	\$24,732.68	\$24,732.68	4.15%	1.036 1.006	\$99.59 \$24,898.28	\$165.60	1.40%	Aaa AA+
3133EPKX2	FFCB 4.000% 05/26/2026	5/22/2023 5/26/2023	\$30,000.00	\$29,918.85	\$29,918.85	4.10%	1.153 1.124	\$99.93 \$29,977.80	\$58.95	1.69%	Aaa AA+
3133EPPE9	FFCB 4.375% 07/06/2026	7/12/2023 7/13/2023	\$35,000.00	\$34,897.10	\$34,897.10	4.48%	1.266 1.232	\$100.39 \$35,137.06	\$239.96	1.98%	Aaa AA+
880591EU2	TNNLL 2.875% 02/01/2027	3/27/2024 3/28/2024	\$25,000.00	\$23,967.18	\$23,967.18	4.44%	1.841 1.791	\$97.99 \$24,497.25	\$530.07	1.38%	Aaa AA+
3130ARBW0	FHLBANKS 2.75% 03/25/2027	5/29/2024 5/30/2024	\$25,000.00	\$23,569.00	\$23,569.00	4.95%	1.984 1.942	\$97.43 \$24,357.00	\$788.00	1.37%	Aaa AA+
3130B0TY5	FHLB 4.750% 04/09/2027	4/18/2024 4/19/2024	\$30,000.00	\$29,902.59	\$29,902.59	4.87%	2.025 1.910	\$101.56 \$30,469.20	\$566.61	1.72%	Aaa AA+
31424WJL7	AGM 4.550% 05/21/2027	6/18/2024 6/20/2024	\$30,000.00	\$30,009.00	\$30,009.00	4.54%	2.140 2.031	\$100.89 \$30,265.50	\$256.50	1.70%	
3130B1EF0	FHLB 4.625% 06/11/2027	7/26/2024 7/29/2024	\$30,000.00	\$30,298.50	\$30,298.50	4.25%	2.197 2.085	\$101.20 \$30,360.42	\$61.92	1.71%	Aaa AA+

Genesee County TR Account
POSITION STATEMENT
As of March 31, 2025



CUSIP	Security Description	Trade Date/ Settlement Date	Par Value	Principal Cost/ Purchased Interest	Total Cost	Yield at Cost	Maturity/ Duration	Market Price/ Market Value	Unrealized Gain/ (Loss)	% of Assets	Moody's/ S&P Rating
3130AKML7	FHLB 0.800% 10/29/2027	1/14/2025 1/15/2025	\$35,000.00	\$31,603.88	\$31,603.88	4.54%	2.581 2.552	\$91.70 \$32,093.60	\$489.72	1.81%	Aaa AA+
SubTotal			\$455,000.00	\$447,069.08	\$447,069.08	4.32%		\$451,818.42	\$4,749.34	25.45%	
U.S. Treasury Bond											
91282CEH0	UST 2.625% 04/15/2025	12/22/2022 12/23/2022	\$30,000.00	\$29,000.39	\$29,000.39	4.15%	0.041 0.041	\$99.91 \$29,974.17	\$973.78	1.69%	Aaa AA+
91282CJT9	UST 4.000% 01/15/2027	2/16/2024 2/20/2024	\$20,000.00	\$19,771.09	\$19,771.09	4.42%	1.795 1.701	\$100.07 \$20,014.94	\$243.85	1.13%	Aaa AA+
91282CLG4	UST 3.750% 08/15/2027	9/16/2024 9/17/2024	\$30,000.00	\$30,251.95	\$30,251.95	3.44%	2.375 2.245	\$99.62 \$29,885.16	(\$366.79)	1.68%	Aaa AA+
9128283F5	UST 2.250% 11/15/2027	12/9/2024 12/10/2024	\$30,000.00	\$28,488.28 \$46.62	\$28,534.90	4.09%	2.627 2.540	\$95.88 \$28,762.50	\$274.22	1.62%	Aaa AA+
SubTotal			\$110,000.00	\$107,511.71 \$46.62	\$107,558.33	3.99%		\$108,636.77	\$1,125.06	6.12%	
U.S. Treasury Note											
91282CEU1	UST 2.875% 06/15/2025	12/22/2022 12/23/2022	\$30,000.00	\$29,139.84	\$29,139.84	4.10%	0.208 0.209	\$99.69 \$29,907.09	\$767.25	1.68%	Aaa AA+
91282CEY3	UST 3.000% 07/15/2025	12/22/2022 12/23/2022	\$30,000.00	\$29,201.95	\$29,201.95	4.10%	0.290 0.293	\$99.61 \$29,883.99	\$682.04	1.68%	Aaa AA+
91282CFE6	UST 3.125% 08/15/2025	12/22/2022 12/23/2022	\$30,000.00	\$29,286.33	\$29,286.33	4.08%	0.375 0.378	\$99.56 \$29,867.67	\$581.34	1.68%	Aaa AA+
91282CFK2	UST 3.500% 09/15/2025	12/22/2022 12/23/2022	\$35,000.00	\$34,499.61	\$34,499.61	4.06%	0.460 0.457	\$99.68 \$34,886.50	\$386.89	1.96%	Aaa AA+
91282CFP1	UST 4.250% 10/15/2025	12/22/2022 12/23/2022	\$35,000.00	\$35,172.27	\$35,172.27	4.06%	0.542 0.531	\$100.00 \$35,001.37	(\$170.90)	1.97%	Aaa AA+
91282CGR6	UST 4.625% 03/15/2026	12/28/2023 12/29/2023	\$40,000.00	\$40,346.88	\$40,346.88	4.21%	0.956 0.945	\$100.49 \$40,197.96	(\$148.92)	2.26%	Aaa AA+
91282CHH7	UST 4.125% 06/15/2026	6/28/2023 6/29/2023	\$30,000.00	\$29,820.70	\$29,820.70	4.34%	1.208 1.179	\$100.13 \$30,037.50	\$216.80	1.69%	Aaa AA+
91282CHU8	UST 4.375% 08/15/2026	8/18/2023 8/21/2023	\$40,000.00	\$39,723.44	\$39,723.44	4.63%	1.375 1.347	\$100.50 \$40,200.92	\$477.48	2.26%	Aaa AA+
91282CHY0	UST 4.625% 09/15/2026	9/19/2023 9/20/2023	\$25,000.00	\$24,888.67	\$24,888.67	4.79%	1.460 1.423	\$100.92 \$25,230.48	\$341.81	1.42%	Aaa AA+

POSITION STATEMENT

As of March 31, 2025

CUSIP	Security Description	Trade Date/ Settlement Date	Par Value	Principal Cost/ Purchased Interest	Total Cost	Yield at Cost	Maturity/ Duration	Market Price/ Market Value	Unrealized Gain/ (Loss)	% of Assets	Moody's/ S&P Rating
91282CJC6	UST 4.625% 10/15/2026	10/31/2023 11/1/2023	\$35,000.00	\$34,732.03	\$34,732.03	4.91%	1.542 1.475	\$100.96 \$35,336.35	\$604.32	1.99%	Aaa AA+
91282CJK8	UST 4.625% 11/15/2026	11/14/2023 11/15/2023	\$40,000.00	\$40,040.63	\$40,040.63	4.59%	1.627 1.558	\$101.00 \$40,399.56	\$358.93	2.28%	Aaa AA+
91282CJP7	UST 4.375% 12/15/2026	1/11/2024 1/12/2024	\$25,000.00	\$25,188.48	\$25,188.48	4.10%	1.710 1.646	\$100.68 \$25,168.95	(\$19.53)	1.42%	Aaa AA+
91282CFB2	UST 2.750% 07/31/2027	8/29/2024 8/30/2024	\$20,000.00	\$19,438.28	\$19,438.28	3.77%	2.334 2.269	\$97.41 \$19,481.24	\$42.96	1.10%	Aaa AA+
91282CLL3	UST 3.375% 09/15/2027	10/29/2024 10/30/2024	\$30,000.00	\$29,433.98	\$29,433.98	4.08%	2.460 2.374	\$98.74 \$29,622.21	\$188.23	1.67%	Aaa AA+
91282CMB4	UST 4.000% 12/15/2027	12/23/2024 12/24/2024	\$30,000.00	\$29,709.38 \$29.67	\$29,739.05	4.35%	2.710 2.566	\$100.24 \$30,070.95	\$361.57	1.69%	Aaa AA+
91282CMF5	UST 4.250% 01/15/2028	2/19/2025 2/20/2025	\$35,000.00	\$34,954.88 \$147.93	\$35,102.81	4.30%	2.795 2.642	\$100.88 \$35,308.98	\$354.10	1.99%	Aaa AA+
SubTotal			\$510,000.00	\$505,577.35 \$177.60	\$505,754.95	4.30%		\$510,601.72	\$5,024.37	28.76%	
Grand Total			\$1,779,425.67	\$1,764,583.81 \$224.22	\$1,764,808.03	4.33%		\$1,775,482.58	\$10,898.77	100.00%	

Genesee County TR Account
TRANSACTION STATEMENT
 As of March 31, 2025



Transaction Type	Trade Date	Settlement Date	CUSIP	Security Description	Par Value	Principal Cost	Total Proceeds	Realized Gain/Loss
Maturity								
Maturity	3/31/2025	3/31/2025	9128284F4	UST 2.625% 03/31/2025	30,000.00	29,035.55	30,000.00	964.45
Total					30,000.00	29,035.55	30,000.00	964.45

Transaction Type	Payment Date	Settlement Date	CUSIP	Security Description	Interest Received
Interest/Dividends					
Interest/Dividends	3/3/2025	3/3/2025	60934N500	Federated Hermes Money Market Obligations Trust	33.35
Interest/Dividends	3/17/2025	3/17/2025	91282CFK2	UST 3.500% 09/15/2025	612.50
Interest/Dividends	3/17/2025	3/17/2025	91282CGR6	UST 4.625% 03/15/2026	925.00
Interest/Dividends	3/17/2025	3/17/2025	91282CHY0	UST 4.625% 09/15/2026	578.13
Interest/Dividends	3/17/2025	3/17/2025	91282CLL3	UST 3.375% 09/15/2027	506.25
Interest/Dividends	3/25/2025	3/25/2025	3130ARBW0	FHLBANKS 2.75% 03/25/2027	343.75
Interest/Dividends	3/31/2025	3/31/2025	9128284F4	UST 2.625% 03/31/2025	393.75
Interest/Dividends	3/31/2025	3/31/2025	00293CASH	MICHIGAN CLASS-TRUST	2,453.16
Total					5,845.89

Genesee County TR Account
TRANSACTION STATEMENT
As of March 31, 2025



Transaction Type	Trade Date	Settlement Date	Transaction Description	Amount
Custodian Fee				
Custodian Fee	3/10/2025	3/10/2025	Cash Out	(9.22)
Total				(9.22)
Withdrawal				
Withdrawal	3/19/2025	3/19/2025	Cash Out	(63.40)
Total				(63.40)

Meeder provides monthly statements for its investment management clients to provide information about the investment portfolio. The information should not be used for audit or confirmation purposes. Please review your custodial statements and report any inaccuracies or discrepancies.

Certain information and data has been supplied by unaffiliated third parties. Although Meeder believes the information is reliable, it cannot warrant the accuracy of information offered by third parties. Market value may reflect prices received from pricing vendors when current market quotations are not available. Prices may not reflect firm bids or offers and may differ from the value at which the security can be sold.

Statements may include positions from unmanaged accounts provided for reporting purposes. Unmanaged accounts are managed directly by the client and are not included in the accounts managed by the investment adviser. This information is provided as a client convenience and the investment adviser assumes no responsibility for performance of these accounts or the accuracy of the data reported.

Investing involves risk. Past performance is no guarantee of future results. Debt and fixed income securities are subject to credit and interest rate risk. The investment return and principal value of an investment will fluctuate so that an investors shares, when redeemed, may be worth more or less than their original cost. Current performance may be lower or higher than the performance data quoted.

Meeder Investment Management is the global brand for the Meeder group of affiliated companies. Investment advisory services are provided through Meeder Public Funds, Inc. Please contact us if you would like to receive a copy of our current ADV disclosure brochure or privacy policy.