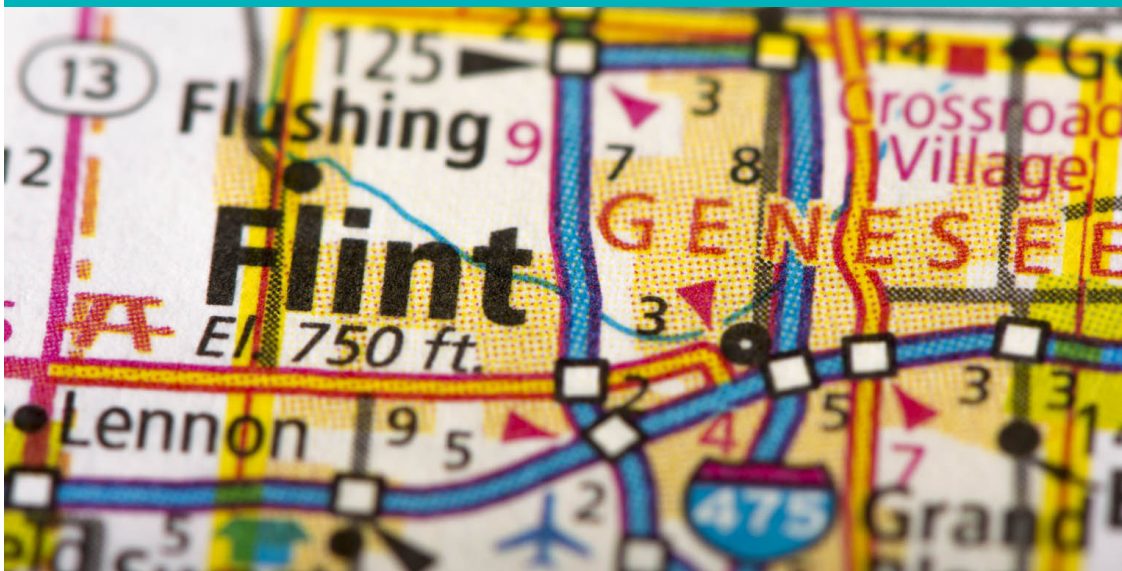




MEEDER
PUBLIC FUNDS



Genesee County DTR Account

Monthly Investment Report

March 31, 2025

Your Investment Representative:

Mike Kloack

(517) 740-7996

MKLOACK@MEEDERINVESTMENT.COM

For questions about your account please contact your investment representative or contact publicfundsoperations@meederinvestment.com

Dublin, Ohio | Lansing, Michigan | Long Beach, California | Austin, Texas | 866-633-3371 | www.meederpublicfunds.com

PORTFOLIO SUMMARY

As of March 31, 2025

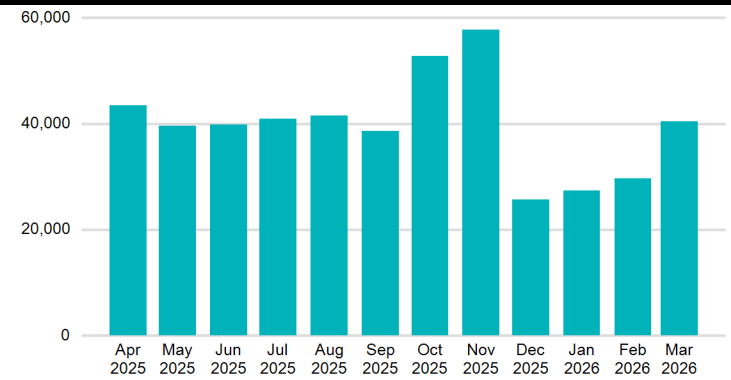
MONTHLY RECONCILIATION

Beginning Book Value	9,825,197.93
Contributions	10,000,000.00
Withdrawals	(572.20)
Prior Month Custodian Fees	(83.17)
Realized Gains/Losses	7,233.40
Gross Interest Earnings	21,446.29
Ending Book Value	19,853,222.25

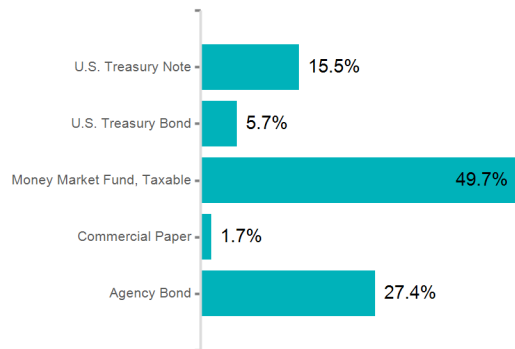
PORTFOLIO CHARACTERISTICS

Portfolio Yield to Maturity	4.24%
Portfolio Effective Duration	0.68 yrs
Weighted Average Maturity	0.70 yrs

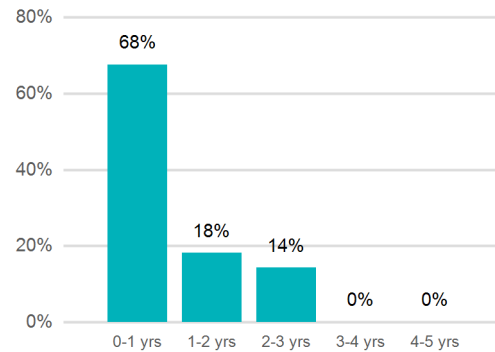
PROJECTED MONTHLY INCOME SCHEDULE



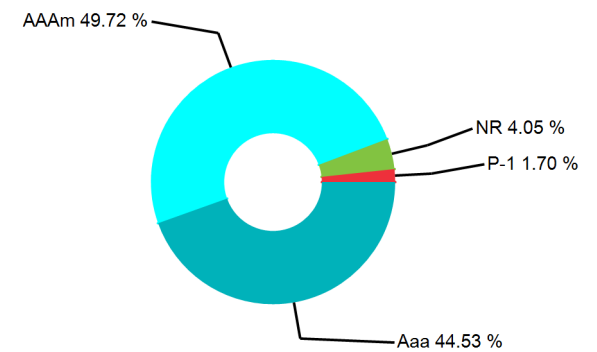
SECTOR ALLOCATION



MATURITY DISTRIBUTION



CREDIT QUALITY



Genesee County DTR Account
PROJECTED INCOME SCHEDULE
 As of March 31, 2025



CUSIP	SECURITY DESCRIPTION	Apr 2025	May 2025	Jun 2025	Jul 2025	Aug 2025	Sep 2025	Oct 2025	Nov 2025	Dec 2025	Jan 2026	Feb 2026	Mar 2026
3130ALNT7	FHLB 0.980% 03/30/2026						1,225						23,385
3130AMFV9	FHLB 0.750% 11/20/2025		169						4,132				
3130APY33	FHLB 1.900% 12/14/2026			2,755						2,755			
3130AS7J2	FHLB 3.200% 06/10/2027			4,800						4,800			
3130ATUC9	FHLB 4.500% 12/12/2025			5,175						3,832			
3130AVBC5	FHLB 4.500% 03/12/2027						6,188						6,188
3130AWBZ2	FHLB 4.125% 06/11/2027			15,469						15,469			
3130AXU63	FHLB 4.625% 11/17/2026		6,359						6,359				
3133EA6C7	FFCB 2.500% 10/24/2025	3,750						18,567					
3133EN6A3	FFCB 4.000% 01/13/2026				6,700						6,117		
3133EP2T1	FFCB 4.125 02/12/27					5,156						5,156	
3133EPFT7	FFCB 3.750% 04/13/2026	10,313						10,313					
3133EPKX2	FFCB 4.000% 05/26/2026		5,000						5,000				
3133EPQC2	FFCB 4.625% 07/17/2026				6,938						6,938		
3133ERGF2	FFCB 4.750% 04/30/2027	6,294						6,294					
3133ERKM2	FED FARM CR BNKS 4.5% 07/08/2027				6,750						6,750		
3134GXGW8	FMCC 0.500% 09/15/2025			563			20,383						
3135G05Y5	FNMA 0.750% 10/08/2027	3,188						3,188					
3135GA3X7	FNMA 0.570% 11/17/2025		884						29,580				
31422X4C3	FARMER MAC 4.32% 06/12/2026			7,020						7,020			
31424WJL7	AGM 4.550% 05/21/2027		5,346						5,346				
31424WNP3	AGM 3.625% 09/13/2027						4,531						4,531
62479LXX8	MUFG Bank, Ltd. 10/31/2025							4,981					
62479LYU3	MUFG Bank, Ltd. 11/28/2025								4,195				

Genesee County DTR Account
PROJECTED INCOME SCHEDULE
 As of March 31, 2025



CUSIP	SECURITY DESCRIPTION	Apr 2025	May 2025	Jun 2025	Jul 2025	Aug 2025	Sep 2025	Oct 2025	Nov 2025	Dec 2025	Jan 2026	Feb 2026	Mar 2026
880591EW8	TNNLL 0.750% 05/15/2025		18,758										
9128283F5	UST 2.250% 11/15/2027		3,094						3,094				
91282CEH0	UST 2.625% 04/15/2025	10,450											
91282CEU1	UST 2.875% 06/15/2025			12,164									
91282CEY3	UST 3.000% 07/15/2025				12,996								
91282CFE6	UST 3.125% 08/15/2025					12,398							
91282CGL9	UST 4.000% 02/15/2026					5,000						5,586	
91282CHU8	UST 4.375% 08/15/2026					8,750						8,750	
91282CHY0	UST 4.625% 09/15/2026						6,359						6,359
91282CJC6	UST 4.625% 10/15/2026	8,094						8,094					
91282CJP7	UST 4.375% 12/15/2026			4,375						4,375			
91282CJT9	UST 4.000% 01/15/2027				3,300						3,300		
91282CLG4	UST 3.750% 08/15/2027					4,875						4,875	
91282CLL3	UST 3.375% 09/15/2027						13,500						13,500
91282CLQ2	UST 3.875% 10/15/2027	4,553						4,553					
91282CMB4	UST 4.000% 12/15/2027			5,700						5,700			
91282CMF5	UST 4.250% 01/15/2028				4,250						4,250		
91282CMN8	UST 4.250% 02/15/2028					5,313						5,313	
TOTAL		46,641	39,610	58,020	40,934	41,492	52,186	55,989	57,706	43,951	27,355	29,680	53,963

Genesee County DTR Account
POSITION STATEMENT
As of March 31, 2025



CUSIP	Security Description	Trade Date/ Settlement Date	Par Value	Principal Cost/ Purchased Interest	Total Cost	Yield at Cost	Maturity/ Duration	Market Price/ Market Value	Unrealized Gain/ (Loss)	% of Assets	Moody's/ S&P Rating
Cash and Cash Equivalents											
00288CASH	ELGA CREDIT UNION SAVINGS	3/31/2025 3/31/2025	\$5.01	\$5.01	\$5.01	2.80%	0.003 0.003	\$1.00 \$5.01	\$0.00	0.00%	
00292CASH	MICHIGAN CLASS-DELQ TAX	3/31/2025 3/31/2025	\$15,257,650.98	\$15,257,650.98	\$15,257,650.98	4.42%	0.003 0.003	\$1.00 \$15,257,650.98	\$0.00	41.35%	
00294CASH	PNC BANK PREMIER BUSINESS MMT	3/31/2025 3/31/2025	\$1,124,132.36	\$1,124,132.36	\$1,124,132.36	1.87%	0.003 0.003	\$1.00 \$1,124,132.36	\$0.00	3.05%	
00302CASH	SECURITY CREDIT UNION	3/31/2025 3/31/2025	\$15.01	\$15.01	\$15.01	4.43%	0.003 0.003	\$1.00 \$15.01	\$0.00	0.00%	
60934N500	Federated Hermes Money Market Obligations Trust	3/31/2025 3/31/2025	\$9,947,788.31	\$9,947,788.31	\$9,947,788.31	4.20%	0.003 0.003	\$1.00 \$9,947,788.31	\$0.00	26.96%	AAAm
SubTotal			\$26,329,591.67	\$26,329,591.67	\$26,329,591.67	4.23%		\$26,329,591.67	\$0.00	71.36%	
Agency Bond											
880591EW8	TNNLL 0.750% 05/15/2025	12/22/2022 12/23/2022	\$225,000.00	\$207,085.50	\$207,085.50	4.28%	0.123 0.122	\$99.55 \$223,992.00	\$16,906.50	0.61%	Aaa AA+
3134GXGW8	FMCC 0.500% 09/15/2025	1/9/2023 1/10/2023	\$225,000.00	\$204,898.50	\$204,898.50	4.05%	0.460 0.455	\$98.25 \$221,062.50	\$16,164.00	0.60%	Aaa AA+
3133EA6C7	FFCB 2.500% 10/24/2025	12/29/2022 1/3/2023	\$300,000.00	\$285,183.00	\$285,183.00	4.38%	0.567 0.558	\$98.98 \$296,949.00	\$11,766.00	0.80%	Aaa AA+
3135GA3X7	FNMA 0.570% 11/17/2025	1/9/2023 1/10/2023	\$230,000.00	\$208,690.50	\$208,690.50	4.04%	0.633 0.626	\$97.65 \$224,592.70	\$15,902.20	0.61%	Aaa AA+
3135GA3X7	FNMA 0.570% 11/17/2025	1/30/2023 1/31/2023	\$80,000.00	\$72,612.80	\$72,612.80	4.10%	0.633 0.626	\$97.65 \$78,119.20	\$5,506.40	0.21%	Aaa AA+
3130AMFV9	FHLB 0.750% 11/20/2025	7/12/2023 7/13/2023	\$45,000.00	\$41,036.85	\$41,036.85	4.75%	0.641 0.634	\$97.73 \$43,978.50	\$2,941.65	0.12%	Aaa AA+
3130ATUC9	FHLB 4.500% 12/12/2025	12/29/2022 12/30/2022	\$230,000.00	\$231,343.20	\$231,343.20	4.28%	0.701 0.686	\$100.22 \$230,496.80	(\$846.40)	0.62%	Aaa AA+
3133EN6A3	FFCB 4.000% 01/13/2026	1/12/2023 1/13/2023	\$335,000.00	\$335,582.90	\$335,582.90	3.94%	0.789 0.774	\$99.82 \$334,407.05	(\$1,175.85)	0.91%	Aaa AA+
3130ALNT7	FHLB 0.980% 03/30/2026	5/22/2023 5/23/2023	\$250,000.00	\$227,840.00	\$227,840.00	4.32%	0.997 0.998	\$96.70 \$241,755.00	\$13,915.00	0.66%	Aaa AA+
3133EPFT7	FFCB 3.750% 04/13/2026	5/23/2023 5/24/2023	\$550,000.00	\$543,577.10	\$543,577.10	4.18%	1.036 1.006	\$99.59 \$547,762.05	\$4,184.95	1.48%	Aaa AA+

POSITION STATEMENT

As of March 31, 2025

CUSIP	Security Description	Trade Date/ Settlement Date	Par Value	Principal Cost/ Purchased Interest	Total Cost	Yield at Cost	Maturity/ Duration	Market Price/ Market Value	Unrealized Gain/ (Loss)	% of Assets	Moody's/ S&P Rating
3133EPKX2	FFCB 4.000% 05/26/2026	5/22/2023 5/26/2023	\$250,000.00	\$249,323.75	\$249,323.75	4.10%	1.153 1.124	\$99.93 \$249,815.00	\$491.25	0.68%	Aaa AA+
31422X4C3	FARMER MAC 4.32% 06/12/2026	6/15/2023 6/20/2023	\$325,000.00	\$325,000.00	\$325,000.00	4.32%	1.200 1.166	\$100.01 \$325,039.00	\$39.00	0.88%	
3133EPQC2	FFCB 4.625% 07/17/2026	7/20/2023 7/21/2023	\$300,000.00	\$300,567.00	\$300,567.00	4.56%	1.296 1.261	\$100.65 \$301,953.00	\$1,386.00	0.82%	Aaa AA+
3130AXU63	FHLB 4.625% 11/17/2026	12/28/2023 12/29/2023	\$275,000.00	\$279,179.73	\$279,179.73	4.06%	1.633 1.561	\$100.94 \$277,576.75	(\$1,602.98)	0.75%	Aaa AA+
3133EP2T1	FFCB 4.125 02/12/27	2/20/2024 2/21/2024	\$250,000.00	\$248,112.50	\$248,112.50	4.40%	1.871 1.804	\$100.16 \$250,397.50	\$2,285.00	0.68%	Aaa AA+
3130AVBC5	FHLB 4.500% 03/12/2027	3/27/2024 3/28/2024	\$275,000.00	\$275,566.50	\$275,566.50	4.42%	1.948 1.883	\$101.02 \$277,794.00	\$2,227.50	0.75%	Aaa AA+
3133ERGF2	FFCB 4.750% 04/30/2027	5/30/2024 5/31/2024	\$265,000.00	\$264,626.35	\$264,626.35	4.80%	2.082 1.971	\$101.43 \$268,794.80	\$4,168.45	0.73%	Aaa AA+
31424WJL7	AGM 4.550% 05/21/2027	6/18/2024 6/20/2024	\$235,000.00	\$235,070.50	\$235,070.50	4.54%	2.140 2.031	\$100.89 \$237,079.75	\$2,009.25	0.64%	
3130AS7J2	FHLB 3.200% 06/10/2027	7/19/2024 7/22/2024	\$300,000.00	\$290,718.00	\$290,718.00	4.35%	2.195 2.113	\$98.12 \$294,369.00	\$3,651.00	0.80%	Aaa AA+
3133ERKM2	FED FARM CR BNKS 4.5% 07/08/2027	7/30/2024 7/31/2024	\$300,000.00	\$302,289.00	\$302,289.00	4.22%	2.271 2.163	\$101.03 \$303,078.30	\$789.30	0.82%	Aaa AA+
31424WNP3	AGM 3.625% 09/13/2027	9/17/2024 9/18/2024	\$250,000.00	\$250,717.50	\$250,717.50	3.52%	2.455 2.362	\$98.90 \$247,242.50	(\$3,475.00)	0.67%	
SubTotal			\$5,495,000.00	\$5,379,021.18	\$5,379,021.18	4.25%		\$5,476,254.40	\$97,233.22	14.84%	
Certificate of Deposit											
0000920CD	SECURITY CU CD 4.43% 10/18/2025	10/18/2024 10/18/2024	\$252,812.19	\$252,812.19	\$252,812.19	4.43%	0.551 0.538	\$100.00 \$252,812.19	\$0.00	0.69%	
0000936CD	ELGA CREDIT UNION 2.80% 1/3/2026	1/3/2025 1/3/2025	\$252,680.88	\$252,680.88	\$252,680.88	2.80%	0.762 0.751	\$100.00 \$252,680.88	\$0.00	0.68%	
SubTotal			\$505,493.07	\$505,493.07	\$505,493.07	3.62%		\$505,493.07	\$0.00	1.37%	
Commercial Paper											
62479LXX8	MUFG Bank, Ltd. 10/31/2025	3/31/2025 3/31/2025	\$200,000.00	\$195,018.56	\$195,018.56	4.30%	0.586 0.594	\$97.45 \$194,895.00	(\$123.56)	0.53%	P-1 A-1

POSITION STATEMENT

As of March 31, 2025

CUSIP	Security Description	Trade Date/ Settlement Date	Par Value	Principal Cost/ Purchased Interest	Total Cost	Yield at Cost	Maturity/ Duration	Market Price/ Market Value	Unrealized Gain/ (Loss)	% of Assets	Moody's/ S&P Rating
62479LYU3	MUFG Bank, Ltd. 11/28/2025	3/31/2025 3/31/2025	\$150,000.00	\$145,805.33	\$145,805.33	4.28%	0.663 0.672	\$97.13 \$145,689.15	(\$116.18)	0.39%	P-1 A-1
SubTotal			\$350,000.00	\$340,823.89	\$340,823.89	4.29%		\$340,584.15	(\$239.74)	0.92%	
U.S. Treasury Bond											
91282CEH0	UST 2.625% 04/15/2025	12/22/2022 12/23/2022	\$225,000.00	\$217,502.93	\$217,502.93	4.15%	0.041 0.041	\$99.91 \$224,806.28	\$7,303.35	0.61%	Aaa AA+
91282CJT9	UST 4.000% 01/15/2027	4/29/2024 4/30/2024	\$165,000.00	\$161,467.97	\$161,467.97	4.85%	1.795 1.701	\$100.07 \$165,123.26	\$3,655.29	0.45%	Aaa AA+
91282CLG4	UST 3.750% 08/15/2027	8/29/2024 8/30/2024	\$260,000.00	\$259,949.22	\$259,949.22	3.76%	2.375 2.245	\$99.62 \$259,004.72	(\$944.50)	0.70%	Aaa AA+
91282CLQ2	UST 3.875% 10/15/2027	10/30/2024 10/31/2024	\$235,000.00	\$233,623.05 \$400.27	\$234,023.32	4.09%	2.542 2.353	\$99.88 \$234,714.95	\$1,091.90	0.64%	Aaa AA+
9128283F5	UST 2.250% 11/15/2027	12/9/2024 12/10/2024	\$275,000.00	\$261,142.58 \$427.31	\$261,569.89	4.09%	2.627 2.540	\$95.88 \$263,656.25	\$2,513.67	0.71%	Aaa AA+
SubTotal			\$1,160,000.00	\$1,133,685.75 \$827.58	\$1,134,513.33	4.14%		\$1,147,305.46	\$13,619.71	3.11%	
U.S. Treasury Note											
91282CEU1	UST 2.875% 06/15/2025	12/22/2022 12/23/2022	\$225,000.00	\$218,548.83	\$218,548.83	4.10%	0.208 0.209	\$99.69 \$224,303.18	\$5,754.35	0.61%	Aaa AA+
91282CEU1	UST 2.875% 06/15/2025	7/12/2023 7/13/2023	\$50,000.00	\$48,240.23	\$48,240.23	4.81%	0.208 0.209	\$99.69 \$49,845.15	\$1,604.92	0.14%	Aaa AA+
91282CEY3	UST 3.000% 07/15/2025	12/22/2022 12/23/2022	\$225,000.00	\$219,014.65	\$219,014.65	4.10%	0.290 0.293	\$99.61 \$224,129.93	\$5,115.28	0.61%	Aaa AA+
91282CEY3	UST 3.000% 07/15/2025	7/11/2023 7/13/2023	\$75,000.00	\$72,489.26	\$72,489.26	4.77%	0.290 0.293	\$99.61 \$74,709.98	\$2,220.72	0.20%	Aaa AA+
91282CFE6	UST 3.125% 08/15/2025	12/22/2022 12/23/2022	\$225,000.00	\$219,647.46	\$219,647.46	4.08%	0.375 0.378	\$99.56 \$224,007.53	\$4,360.07	0.61%	Aaa AA+
91282CFE6	UST 3.125% 08/15/2025	7/11/2023 7/13/2023	\$75,000.00	\$72,641.60	\$72,641.60	4.72%	0.375 0.378	\$99.56 \$74,669.18	\$2,027.58	0.20%	Aaa AA+
91282CGL9	UST 4.000% 02/15/2026	5/23/2023 5/24/2023	\$250,000.00	\$249,414.06	\$249,414.06	4.09%	0.879 0.869	\$99.86 \$249,645.75	\$231.69	0.68%	Aaa AA+
91282CHU8	UST 4.375% 08/15/2026	8/11/2023 8/15/2023	\$400,000.00	\$398,109.38	\$398,109.38	4.55%	1.375 1.347	\$100.50 \$402,009.20	\$3,899.82	1.09%	Aaa AA+

POSITION STATEMENT

As of March 31, 2025

CUSIP	Security Description	Trade Date/ Settlement Date	Par Value	Principal Cost/ Purchased Interest	Total Cost	Yield at Cost	Maturity/ Duration	Market Price/ Market Value	Unrealized Gain/ (Loss)	% of Assets	Moody's/ S&P Rating
91282CHY0	UST 4.625% 09/15/2026	9/19/2023 9/20/2023	\$275,000.00	\$273,775.39	\$273,775.39	4.79%	1.460 1.423	\$100.92 \$277,535.23	\$3,759.84	0.75%	Aaa AA+
91282CJC6	UST 4.625% 10/15/2026	10/27/2023 10/30/2023	\$350,000.00	\$347,771.48	\$347,771.48	4.86%	1.542 1.475	\$100.96 \$353,363.50	\$5,592.02	0.96%	Aaa AA+
91282CJP7	UST 4.375% 12/15/2026	1/11/2024 1/12/2024	\$200,000.00	\$201,507.81	\$201,507.81	4.10%	1.710 1.646	\$100.68 \$201,351.60	(\$156.21)	0.55%	Aaa AA+
91282CMB4	UST 4.000% 12/15/2027	12/23/2024 12/24/2024	\$285,000.00	\$282,239.06 \$281.87	\$282,520.93	4.35%	2.710 2.566	\$100.24 \$285,674.03	\$3,434.97	0.77%	Aaa AA+
91282CMF5	UST 4.250% 01/15/2028	1/14/2025 1/16/2025	\$200,000.00	\$198,796.88 \$23.48	\$198,820.36	4.47%	2.795 2.642	\$100.88 \$201,765.60	\$2,968.72	0.55%	Aaa AA+
91282CMN8	UST 4.250% 02/15/2028	2/19/2025 2/20/2025	\$250,000.00	\$249,707.03 \$146.75	\$249,853.78	4.29%	2.879 2.728	\$100.93 \$252,324.25	\$2,617.22	0.68%	Aaa AA+
SubTotal			\$3,085,000.00	\$3,051,903.12 \$452.10	\$3,052,355.22	4.41%		\$3,095,334.11	\$43,430.99	8.39%	
Grand Total			\$36,925,084.74	\$36,740,518.68 \$1,279.68	\$36,741,798.36	4.24%		\$36,894,562.86	\$154,044.18	100.00%	

Genesee County DTR Account
TRANSACTION STATEMENT
As of March 31, 2025



Transaction Type	Trade Date	Settlement Date	CUSIP	Security Description	Par Value	Principal Amount	Purchased Interest	Total Cost	Yield at Cost
Pending Purchase									
Pending Purchase	3/31/2025	4/1/2025	3135G05Y5	FNMA 0.750% 10/08/2027	425,000.00	393,014.50	1,531.77	394,546.27	3.92%
Pending Purchase	3/31/2025	4/1/2025	3130APY33	FHLB 1.900% 12/14/2026	145,000.00	140,106.25	818.85	140,925.10	3.97%
Pending Purchase	3/31/2025	4/1/2025	91282CLL3	UST 3.375% 09/15/2027	400,000.00	395,000.00	623.64	395,623.64	3.91%
Pending Purchase	3/31/2025	4/1/2025	3130AWBZ2	FHLB 4.125% 06/11/2027	375,000.00	376,405.13	4,726.56	381,131.69	3.94%
Total					1,345,000.00	1,304,525.88	7,700.82	1,312,226.70	

Purchase									
Purchase	3/31/2025	3/31/2025	62479LXX8	MUFG Bank, Ltd. 10/31/2025	200,000.00	195,018.56		195,018.56	4.30%
Purchase	3/31/2025	3/31/2025	62479LYU3	MUFG Bank, Ltd. 11/28/2025	150,000.00	145,805.33		145,805.33	4.28%
Total					350,000.00	340,823.89		340,823.89	

Transaction Type	Trade Date	Settlement Date	CUSIP	Security Description	Par Value	Principal Cost	Total Proceeds	Realized Gain/Loss
Maturity								
Maturity	3/31/2025	3/31/2025	9128284F4	UST 2.625% 03/31/2025	225,000.00	217,766.60	225,000.00	7,233.40
Total					225,000.00	217,766.60	225,000.00	7,233.40

Genesee County DTR Account
TRANSACTION STATEMENT
 As of March 31, 2025



Transaction Type	Payment Date	Settlement Date	CUSIP	Security Description	Interest Received
Interest/Dividends					
Interest/Dividends	3/3/2025	3/3/2025	60934N500	Federated Hermes Money Market Obligations Trust	190.03
Interest/Dividends	3/12/2025	3/12/2025	3130AVBC5	FHLB 4.500% 03/12/2027	6,187.50
Interest/Dividends	3/13/2025	3/13/2025	31424WNP3	AGM 3.625% 09/13/2027	4,531.25
Interest/Dividends	3/17/2025	3/17/2025	91282CHY0	UST 4.625% 09/15/2026	6,359.38
Interest/Dividends	3/31/2025	3/31/2025	9128284F4	UST 2.625% 03/31/2025	2,953.13
Interest/Dividends	3/31/2025	3/31/2025	3130ALNT7	FHLB 0.980% 03/30/2026	1,225.00
Interest/Dividends	3/31/2025	3/31/2025	00288CASH	ELGA CREDIT UNION SAVINGS	0.01
Interest/Dividends	3/31/2025	3/31/2025	00292CASH	MICHIGAN CLASS-DELQ TAX	62,969.31
Interest/Dividends	3/31/2025	3/31/2025	00294CASH	PNC BANK PREMIER BUSINESS MMT	1,763.50
Interest/Dividends	3/31/2025	3/31/2025	0000936CD	ELGA CREDIT UNION 2.80% 1/3/2026	1,680.88
Interest/Dividends	3/31/2025	3/31/2025	0000920CD	SECURITY CU CD 4.43% 10/18/2025	2,812.19
Total					90,672.18

Genesee County DTR Account
TRANSACTION STATEMENT
As of March 31, 2025



Transaction Type	Trade Date	Settlement Date	Transaction Description	Amount
Contribution				
Contribution	3/10/2025	3/10/2025	Cash In	10,000,000.00
Total				10,000,000.00
Custodian Fee				
Custodian Fee	3/10/2025	3/10/2025	Cash Out	(83.17)
Total				(83.17)
Withdrawal				
Withdrawal	3/19/2025	3/19/2025	Cash Out	(572.20)
Total				(572.20)

Meeder provides monthly statements for its investment management clients to provide information about the investment portfolio. The information should not be used for audit or confirmation purposes. Please review your custodial statements and report any inaccuracies or discrepancies.

Certain information and data has been supplied by unaffiliated third parties. Although Meeder believes the information is reliable, it cannot warrant the accuracy of information offered by third parties. Market value may reflect prices received from pricing vendors when current market quotations are not available. Prices may not reflect firm bids or offers and may differ from the value at which the security can be sold.

Statements may include positions from unmanaged accounts provided for reporting purposes. Unmanaged accounts are managed directly by the client and are not included in the accounts managed by the investment adviser. This information is provided as a client convenience and the investment adviser assumes no responsibility for performance of these accounts or the accuracy of the data reported.

Investing involves risk. Past performance is no guarantee of future results. Debt and fixed income securities are subject to credit and interest rate risk. The investment return and principal value of an investment will fluctuate so that an investors shares, when redeemed, may be worth more or less than their original cost. Current performance may be lower or higher than the performance data quoted.

Meeder Investment Management is the global brand for the Meeder group of affiliated companies. Investment advisory services are provided through Meeder Public Funds, Inc. Please contact us if you would like to receive a copy of our current ADV disclosure brochure or privacy policy.